

# COLLEGAMENTI • CONNECTION • BRANCHEMENTS • ANSCHLUSS • CONEXIONES

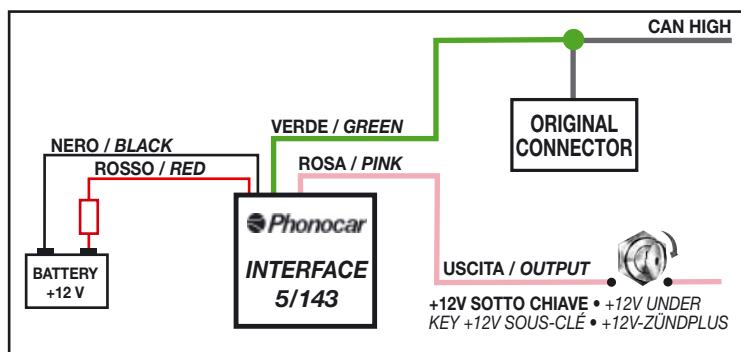
Dispositivo elettronico in grado di fornire dal protocollo CAN-BUS, +12V sotto chiave.

Electronic Device capable of supplying the +12Volt under-key, from the CAN-BUS.

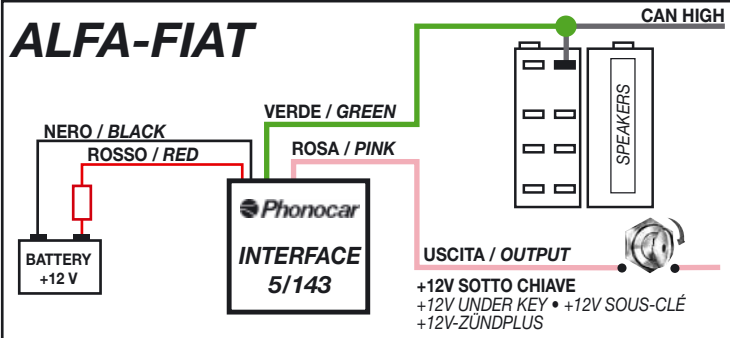
Dispositif électronique capable de fournir le +12V sous-clé, depuis le CAN-BUS.

Elektronische Einrichtung, die das +12V-Zündplus aus dem CAN-BUS herstellt.

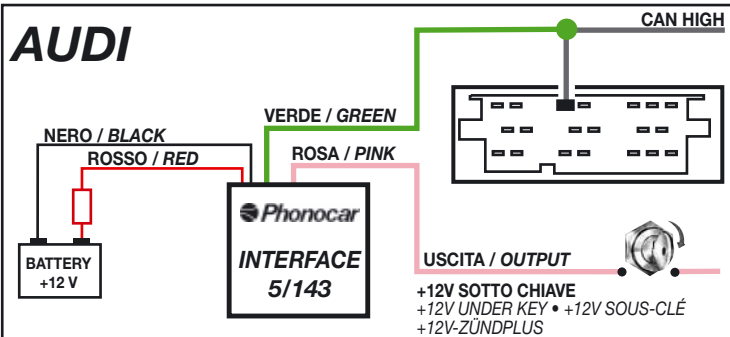
Dispositivo electrónico idóneo para entregar el +12 Voltios bajo llave desde el protocolo CAN-BUS.



## ALFA-FIAT



## AUDI



# REGOLAZIONI • SETTINGS • EINSTELLUNG • REGLAGE • AJUSTES

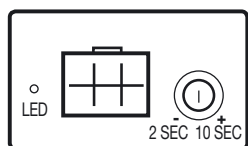
E' possibile regolare il ritardo di accensione da 2 a 10 secondi ruotando il trimmer in senso orario. Per AUDI - SKODA - VW impostare il ritardo di accensione di 8 sec. Il LED verde acceso indica che l'interfaccia è attivata.

Switch-on can be delayed and regulated from 2 to 10 Seconds, by rotating the Trimmer in clock-wise direction. For AUDI-SKODA-VW-SEAT use switch-on-delay of 8 seconds. Green LED means that the Interface is activated.

L'allumage retardé est réglable de 2 à 10 seconds, en tournant le Trimmer en direction horaire. Pour AUDI-SKODA-VW-SEAT, sélectionner le retard d'allumage de 8 sec. Le LED VERT signifie que l'Interface est activée.

Der Spät-Einsatz lässt sich auf 2 bis 10 Sekunden einstellen. Diesbezüglichen Trimmer im Uhrzeigersinn drehen. Für AUDI-SKODA-VW-SEAT 8 Sekunden-Einstellung wählen. Bei grünem LED ist die Interface aktiviert.

Es posible ajustar el retraso del encendido desde 2 hasta 10 segundos, girando el trimmer en sentido horario. Para AUDI -SKODA - VW- SEAT Ajustar el retraso del encendido a 8 segundos. El LED verde encendido indica que el interfaz está activado.



**ATTENZIONE • ATTENTION • HINWEIS • ATENCION**



I DISEGNI DEI CONNETTORI RIPRODUCONO IL LATO USCITA CAVI. IL COLORE DEI CAVI ORIGINALI PER I COMANDI AL VOLANTE PUÒ VARIARE, IN QUESTO CASO COLLEGARSI RISPETTANDO LA POSIZIONE DEI CAVI SUL CONNETTORE.



THE CLAMP-HOLDERS ARE SHOWN FROM THE CABLES-EXIT. THE COLOUR OF THE ORIGINAL STEERING-WHEEL COMMANDS-CABLES MAY BE DIFFERENT. IF SO, PLEASE CONNECT CABLES IN DUE RESPECT OF THE CABLE-POSITIONS FORESEEN ON THE CLAMP-HOLDER.



LES DESSINS DES CONNEXEURS MONTRENT LA SORTIE DES CÂBLES LA COULEUR DES CÂBLES ORIGINAUX DES COMMANDES AU VOLANT PEUT CHANGER DANS CE CAS, SE CONNECTER EN RESPECTANT LA POSITION DES CÂBLES SUR LE CONNEXEUR

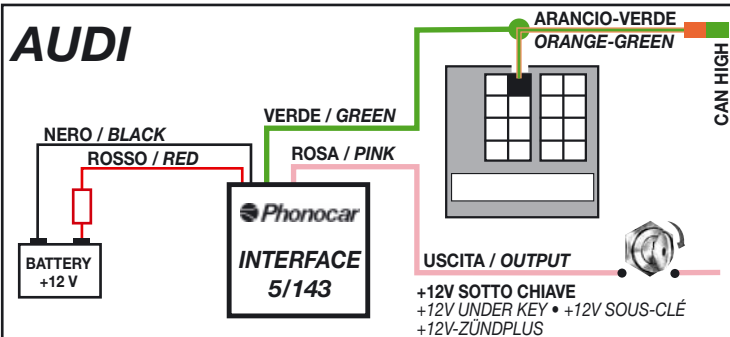


DIE KLEMMENHALTER SIND VOM KABEL-AUSGANG AUS BETRACHTET. DIE ORIGINAL-KABEL-FARBE DER LENKRAD-STEUERUNGEN, KÖNNTE ANDERS SEIN. IN SOLCH EINEM FALLE, DIE KABEL NACH VORGABE DES KLEMMENHALTERS ANLEGEN.

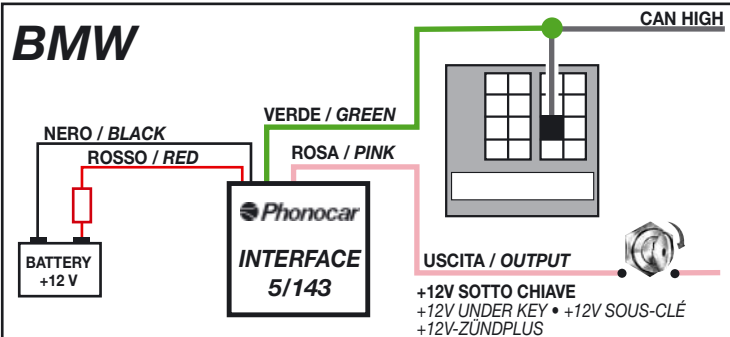


LOS DIBUJOS DE LOS CONECTORES REPRODUCEN EL LATO DE SALIDA DE LOS CABLES. EL COLOR DE LOS CABLES ORIGINALES PARA LOS MANDOS DE VOLANTE PUEDEN VARIAR, EN ESTE CASO CONECTARSE RESPECTANDO LA POSICION DE LOS CABLES EN EL CONECTOR

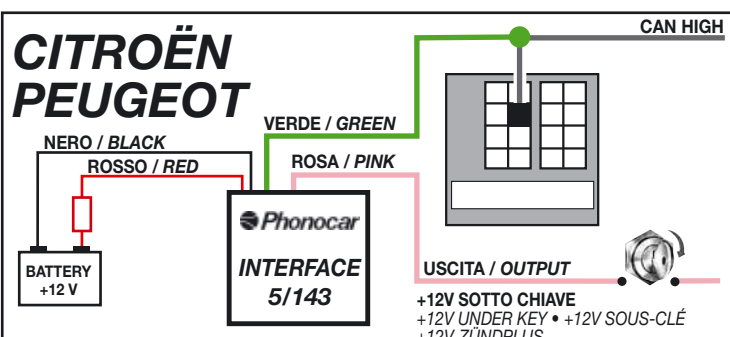
## AUDI



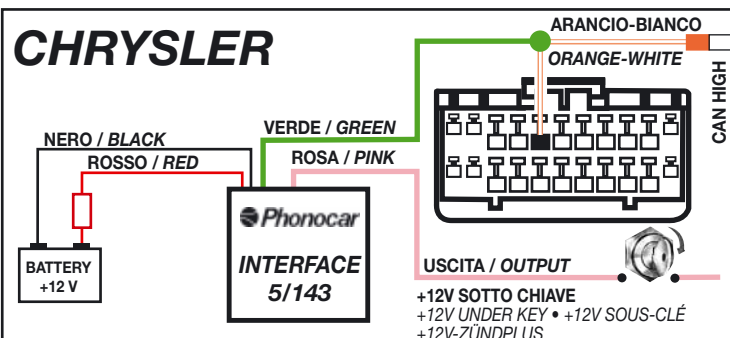
## BMW



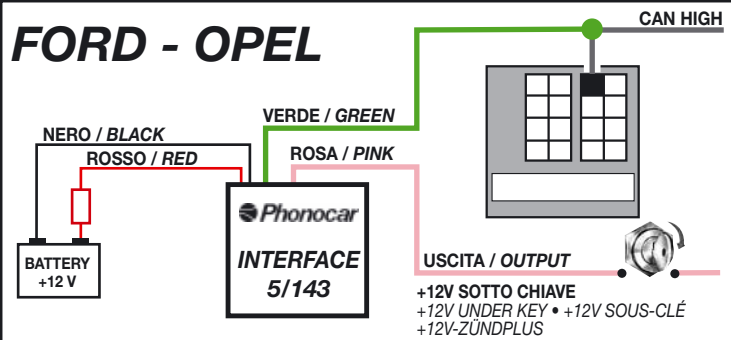
## CITROËN PEUGEOT



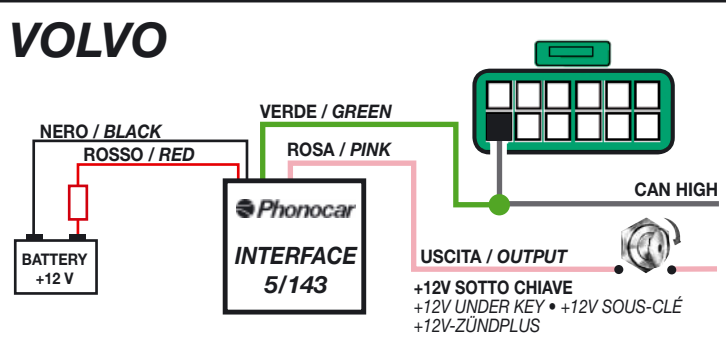
## CHRYSLER



## FORD - OPEL

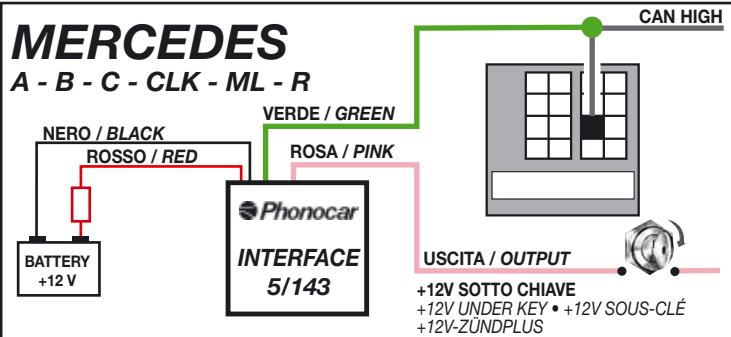


## VOLVO

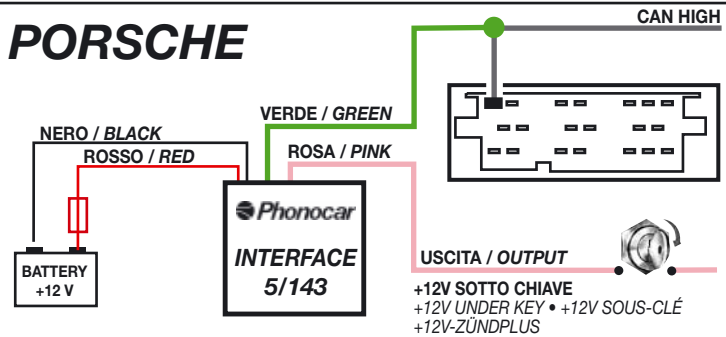


## MERCEDES

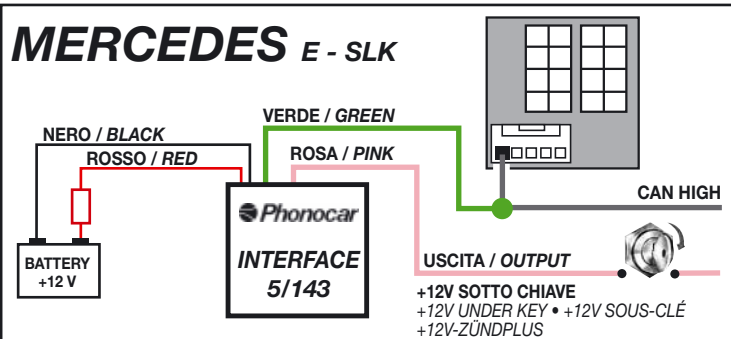
A - B - C - CLK - ML - R



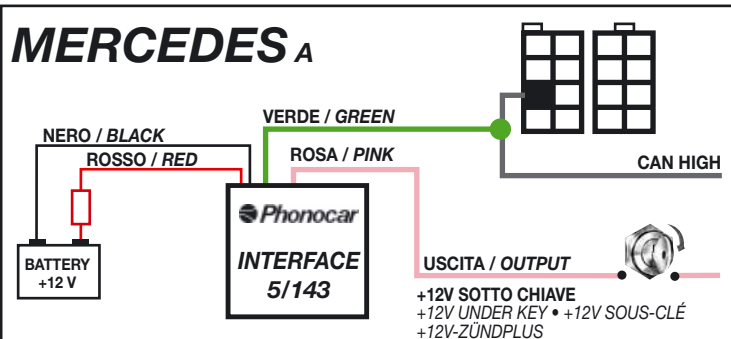
## PORSCHE



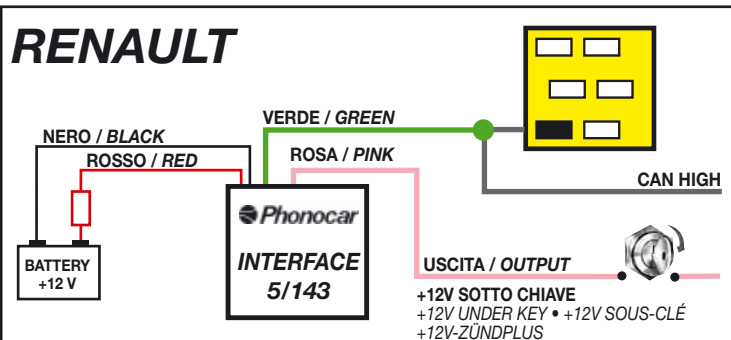
## MERCEDES E - SLK



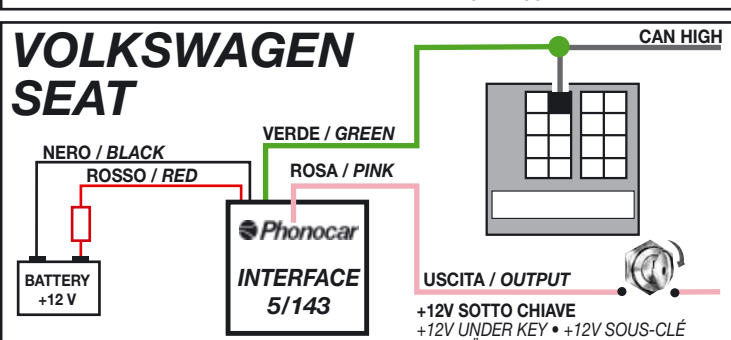
## MERCEDES A



## RENAULT



## VOLKSWAGEN SEAT



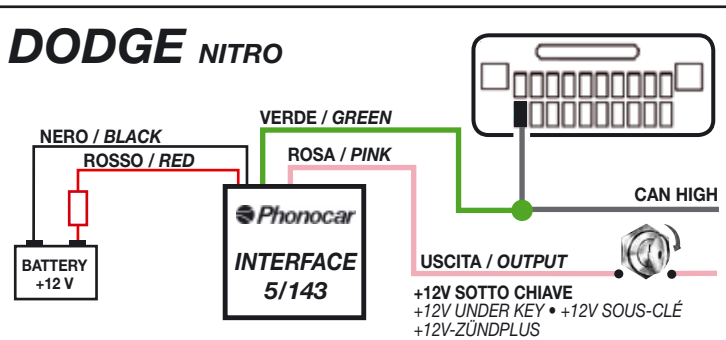
# 5/143

Istruzioni di Montaggio  
Manual Instructions  
Instructions de montage  
Montageanleitung  
Instrucciones para el montaje

INTERFACCIA CAN-BUS SERVIZI  
INTERFACE FOR CAN-BUS SERVICE  
INTERFACE SERVICE CAN BUS  
INTERFACE FÜR CAN-BUS-FUNKTIONEN  
INTERFACE CAN-BUS SERVICIOS

**Phonocar**

## DODGE NITRO



**Phonocar**

S.p.A. - Via F.lli Cervi, 167/C - 42100 Reggio Emilia (Italy) - Tel. ++39 0522 941621 - Fax ++39 0522 942452  
www.phonocar.com - e-mail: info@phonocar.it

### FRANCE

Vente et Assistance assurées par le Fabricant italien Tél/Fax N° Vert 0800.90.43.99  
www.phonocar.fr • e-mail: info@phonocar.fr

### DEUTSCHLAND

71711 - MURR - Rudolf Diesel Strasse, 13 - Tel. 07144 82302-0 / Fax 07144 282114  
www.phonocar.de - e-mail: info@phonocar.de

### ESPAÑA

Delegado Comercial Sr. VERDERESE DOMENICO  
Tel. 958 302295 - Fax 958 302470 - Movil 607592406 - e-mail: info@phonocar.es