

CAMSHAFT PROFILE SHEET

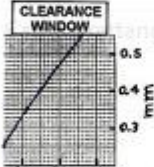
TYPE: 105020320000 FACTORY CAM

DURATION @ 0.050" (1.25mm): 222°

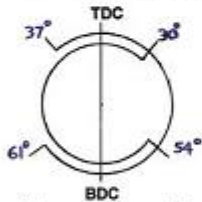
LIFT (mm): 9.1

REMARKS: EARLY 105 SERIES, 1600cc

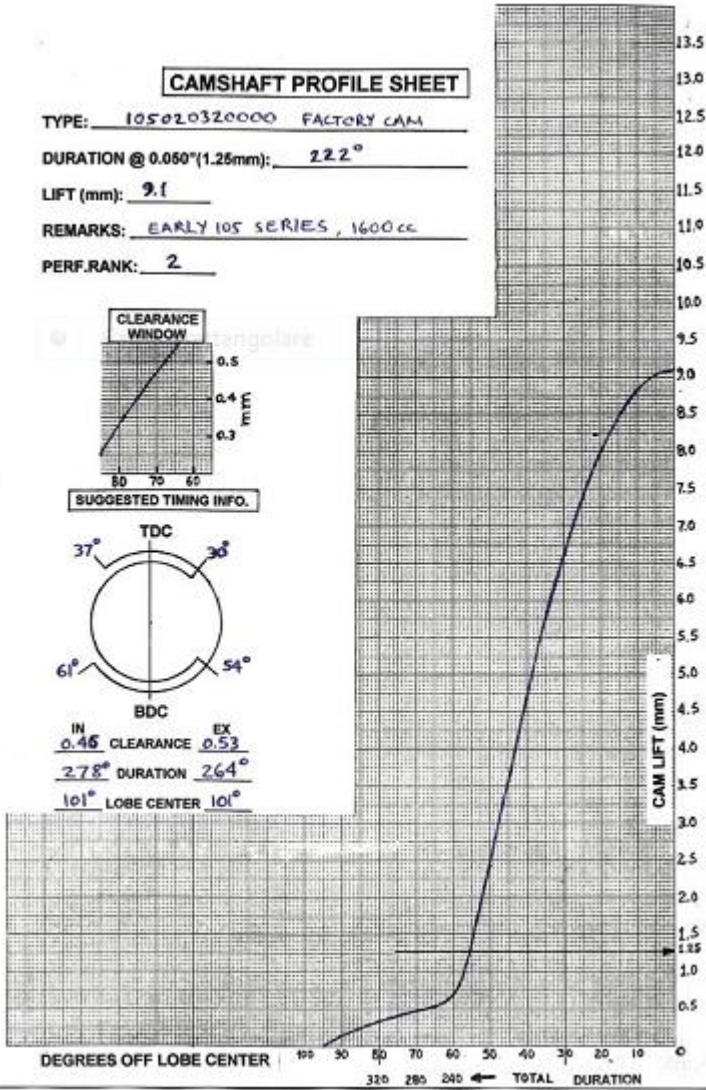
PERF. RANK: 2



SUGGESTED TIMING INFO.



IN 0.46 CLEARANCE 0.53 EX
278° DURATION 264°
101° LOBE CENTER 101°



CAMSHAFT PROFILE SHEET

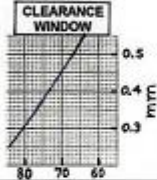
TYPE: 105200320000 FACTORY CAM

DURATION @ 0.050" (1.25mm): 222°

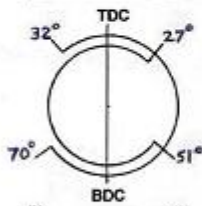
LIFT (mm): 9.60

REMARKS: 2000 F.I. CAM (SPICA CARS)

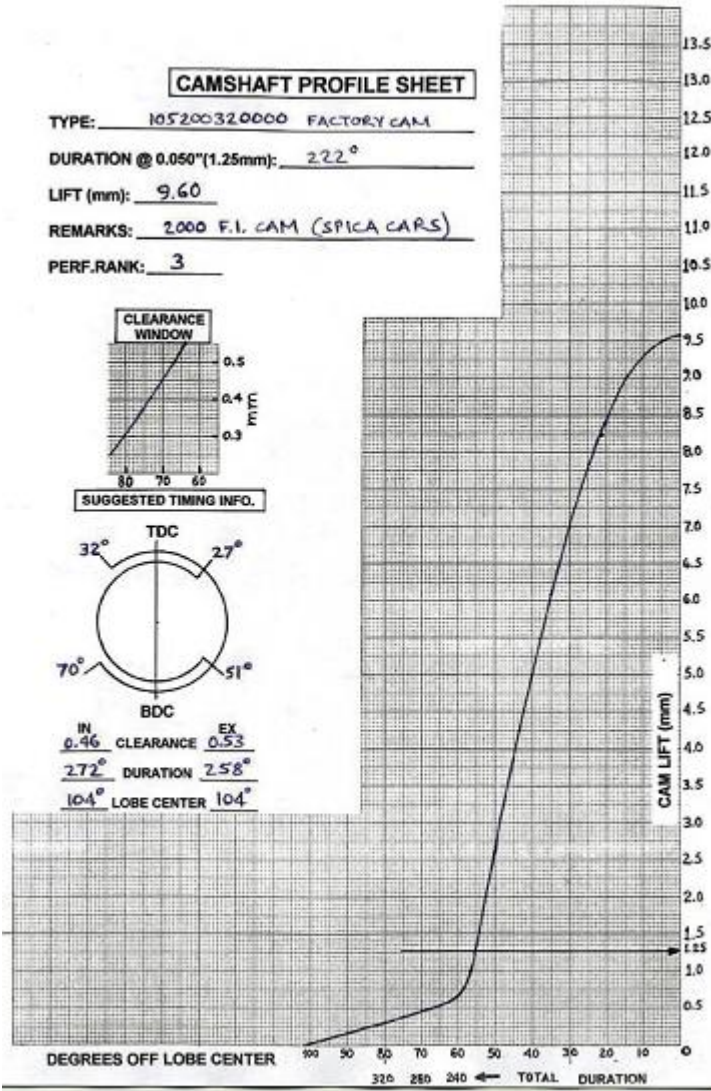
PERF. RANK: 3



SUGGESTED TIMING INFO.



IN	CLEARANCE	EX
0.46		0.53
272°	DURATION	258°
104°	LOBE CENTER	104°



CAMSHAFT PROFILE SHEET

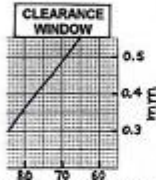
TYPE: 105020320001 FACTORY CAM

DURATION @ 0.050" (1.25mm): 22.7°

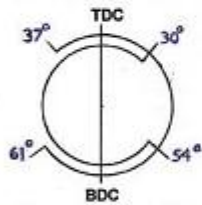
LIFT (mm): 9.60

REMARKS: STD 1300, 1600 CAM

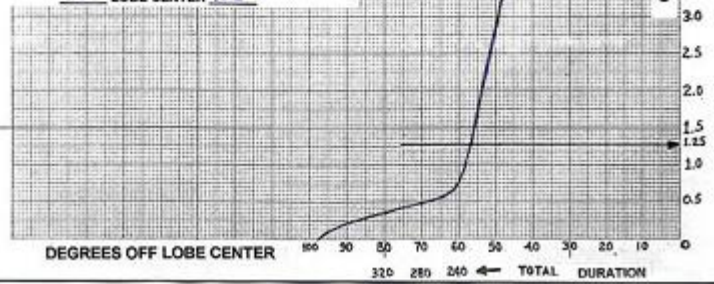
PERF. RANK: 4



SUGGESTED TIMING INFO.



IN 0.46 CLEARANCE EX 0.53
2.78° DURATION 2.64°
102° LOBE CENTER 102°



CAMSHAFT PROFILE SHEET


TYPE: 105480320001 FACTORY CAM

DURATION @ 0.050"(1.25mm): 230°

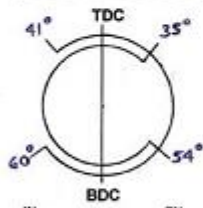
LIFT (mm): 10.06

REMARKS: EURO 2000 AND LATE 1750/1800

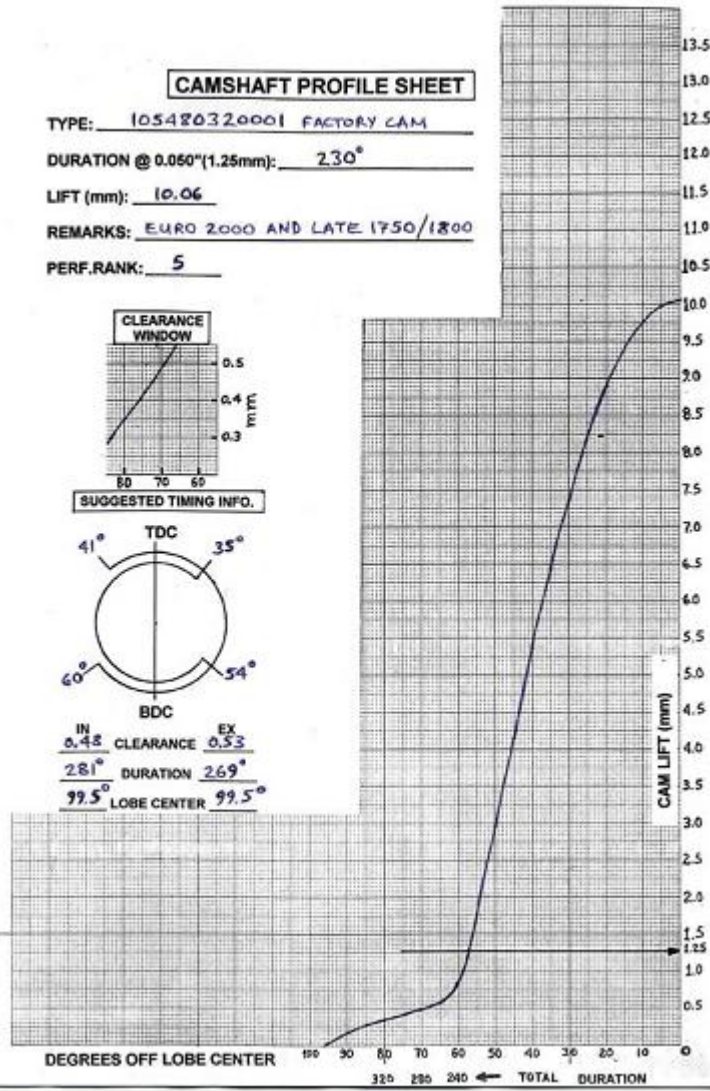
PERF.RANK: 5



SUGGESTED TIMING INFO.



IN	CLEARANCE	EX
0.48		0.53
281°	DURATION	269°
99.5°	LOBE CENTER	99.5°



CAMSHAFT PROFILE SHEET


TYPE: 101210320000 FACTORY CAM

DURATION @ 0.050"(1.25mm): 245°

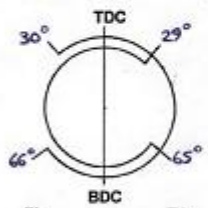
LIFT (mm): 9.47

REMARKS: STD T1 SUPER AND VELOCE CAM

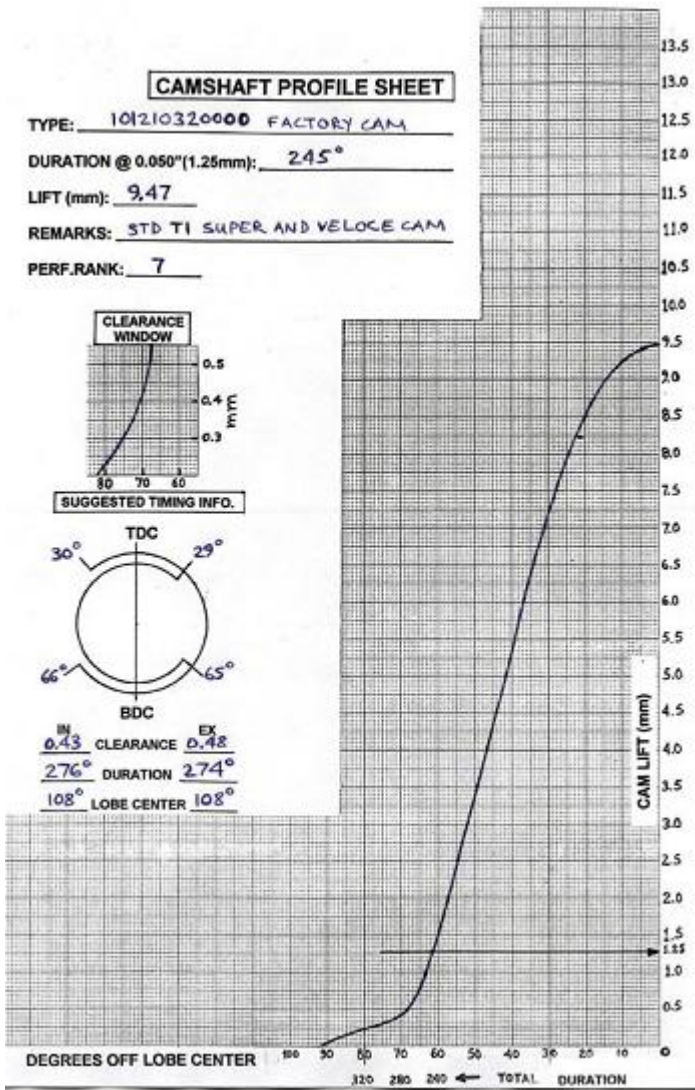
PERF.RANK: 7



SUGGESTED TIMING INFO.



IN 0.43 CLEARANCE 0.48 EX
276° DURATION 274°
108° LOBE CENTER 108°



CAMSHAFT PROFILE SHEET

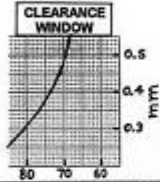
TYPE: 115010320032 FACTORY CAM

DURATION @ 0.050" (1.25mm): 246°

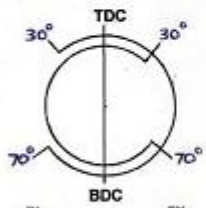
LIFT (mm): 10.92

REMARKS: GR 1 CAM, SAME AS CB47

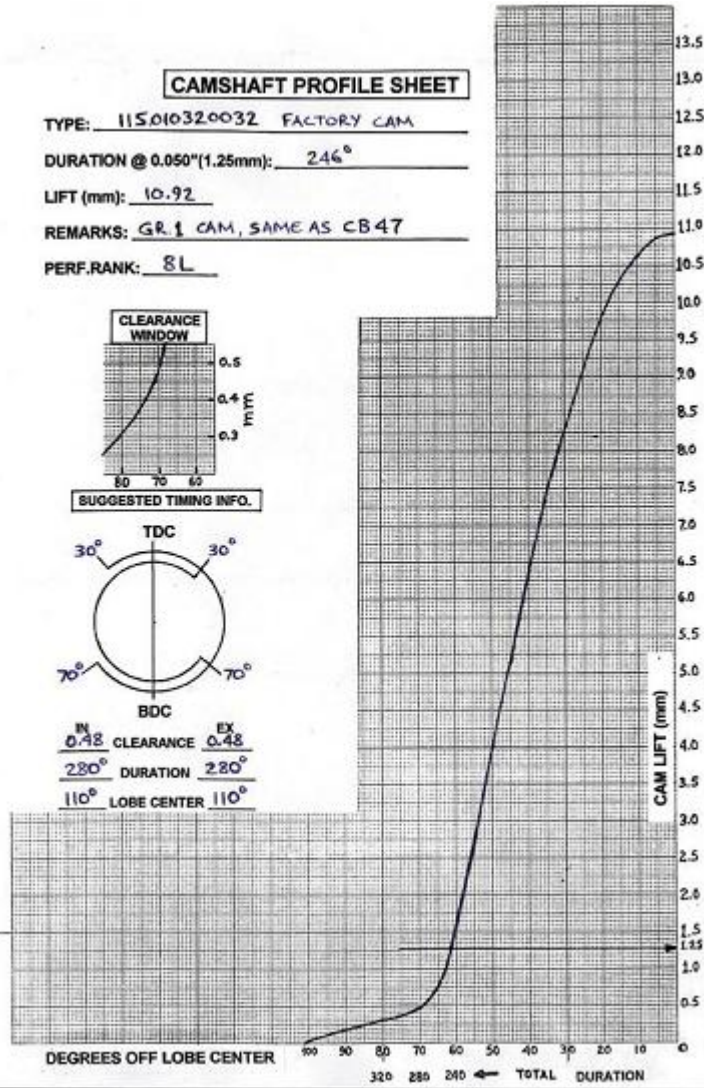
PERF. RANK: 8L



SUGGESTED TIMING INFO.



IN 0.48 CLEARANCE EX 0.48
280° DURATION 280°
110° LOBE CENTER 110°



CAMSHAFT PROFILE SHEET

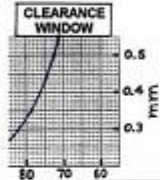
TYPE: ALQUATI A32-1

DURATION @ 0.050" (1.25mm): 256°

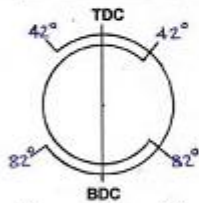
LIFT (mm): 10.66

REMARKS: MODIFIED / RALLY APPL.

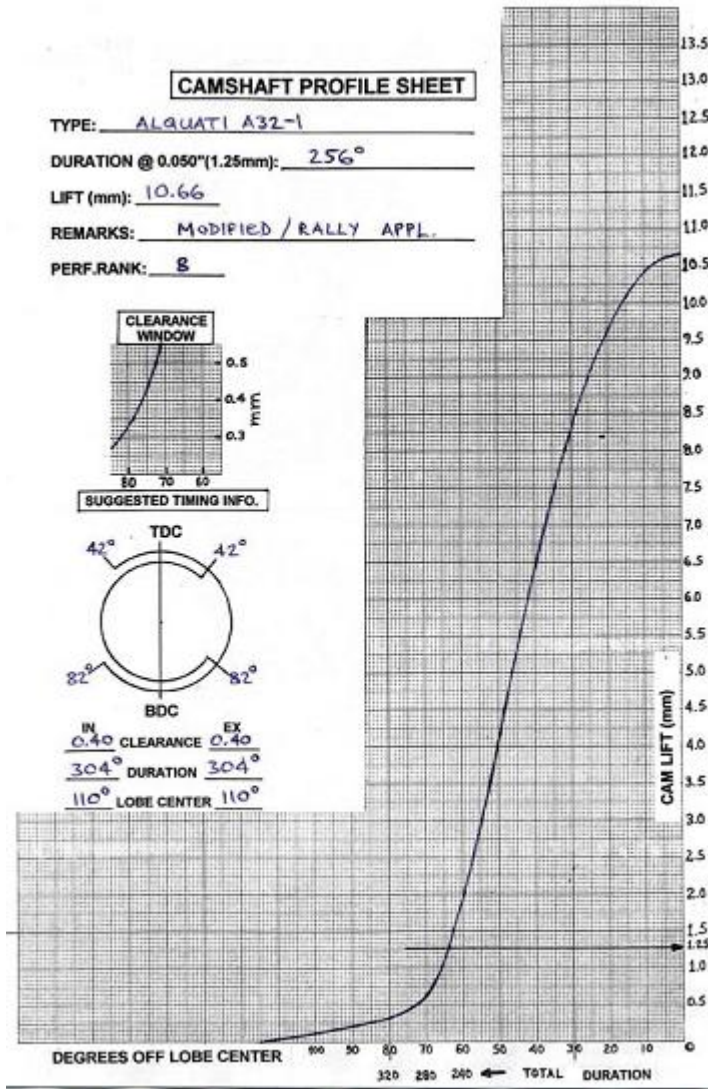
PERF. RANK: 8



SUGGESTED TIMING INFO.



IN 0.40 CLEARANCE EX 0.40
304° DURATION 304°
110° LOBE CENTER 110°



CAMSHAFT PROFILE SHEET

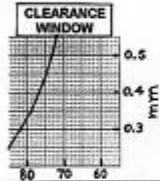
TYPE: COLOMBO & BARIANI CB48

DURATION @ 0.050" (1.25mm): 254°

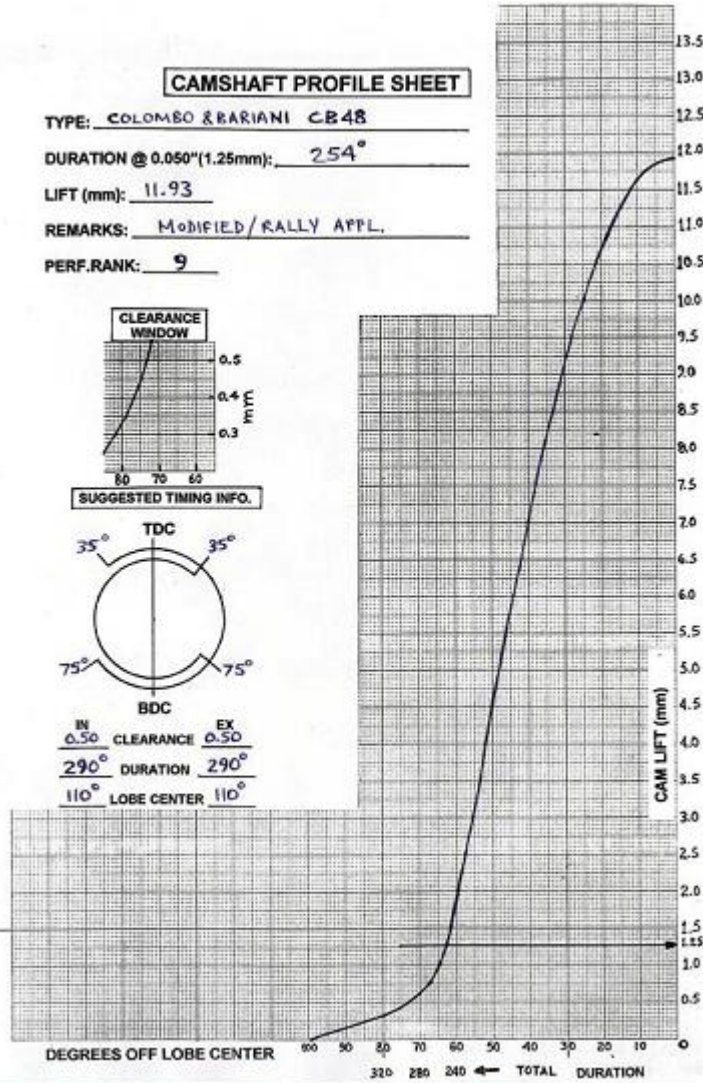
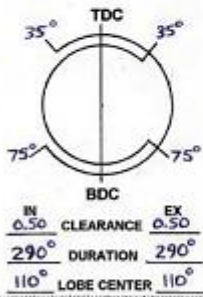
LIFT (mm): 11.93

REMARKS: MODIFIED / RALLY APPL.

PERF. RANK: 9



SUGGESTED TIMING INFO.



CAMSHAFT PROFILE SHEET


TYPE: 60513306 FACTORY CALI

DURATION @ 0.050" (1.25mm): 256°

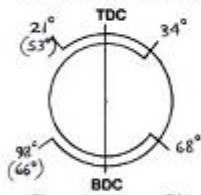
LIFT (mm): 11.88

REMARKS: TWIN SPARK 8V INTAKE CAM
WITH TIMING VARIATOR

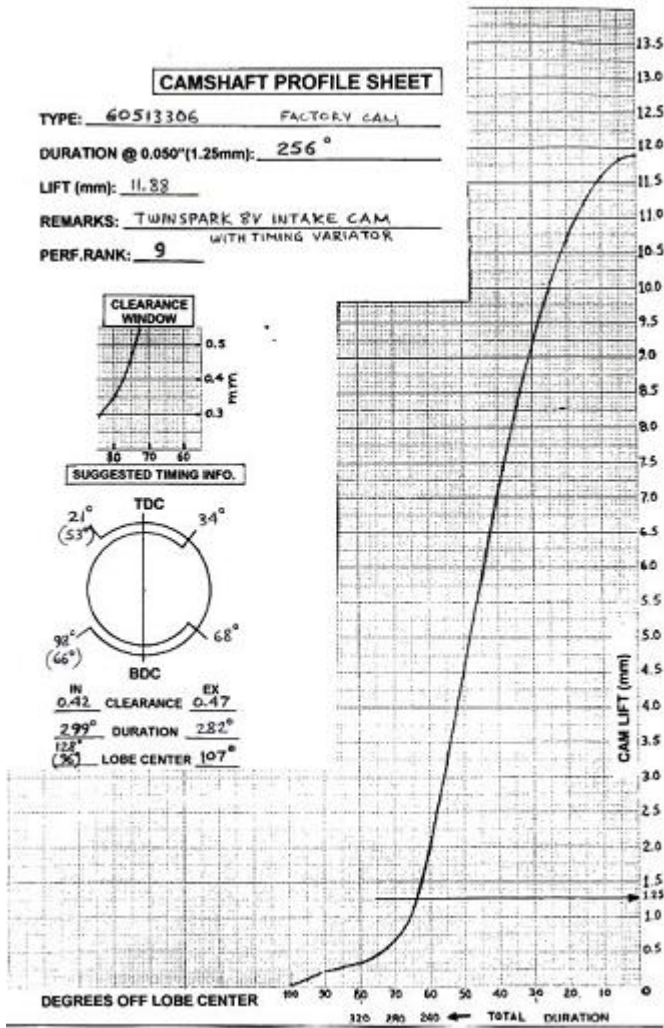
PERF. RANK: 9



SUGGESTED TIMING INFO.



IN 0.42 CLEARANCE 0.47 EX
2.99° DURATION 2.82°
128° LOBE CENTER 107°



CAMSHAFT PROFILE SHEET

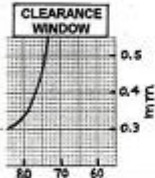
TYPE: 101210320001 FACTORY CAM

DURATION @ 0.050" (1.25mm): 265°

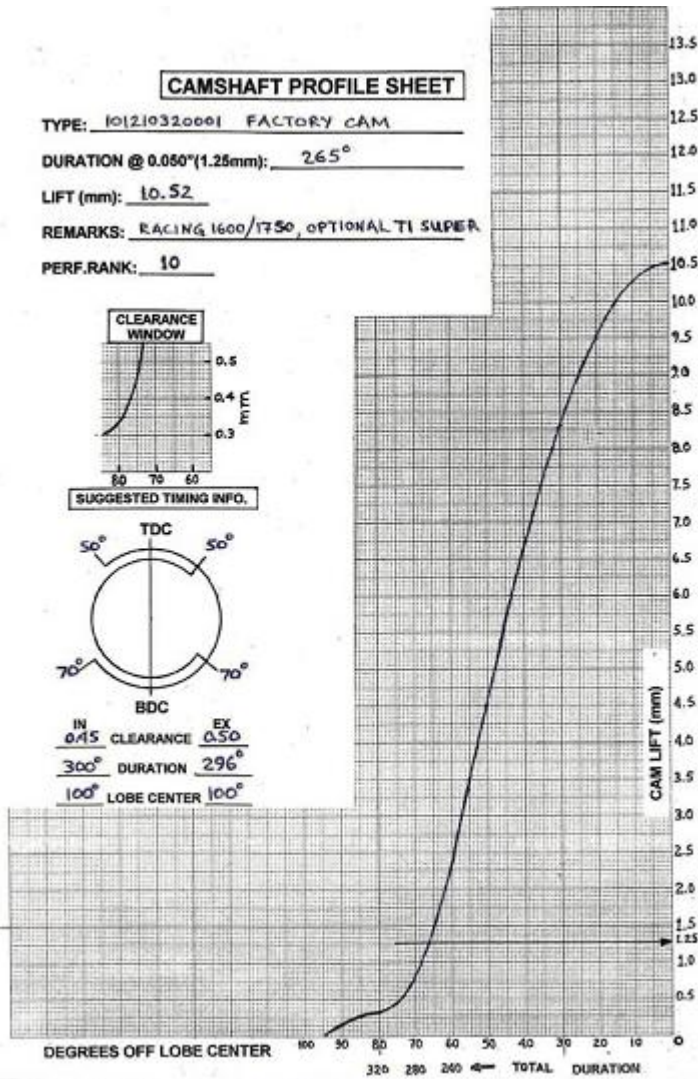
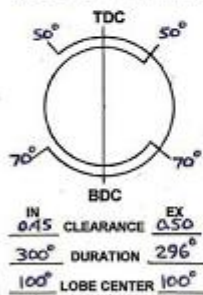
LIFT (mm): 10.52

REMARKS: RACING 1600/1750, OPTIONAL TI SUPER

PERF. RANK: 10



SUGGESTED TIMING INFO.



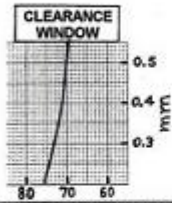
TYPE: KENT CAMS JK-303

DURATION @ 0.050"(1.25mm): 265°

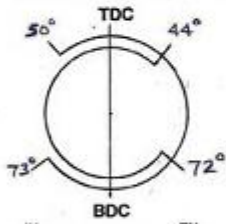
LIFT (mm): 11.96

REMARKS: GENERAL USE / RALLY

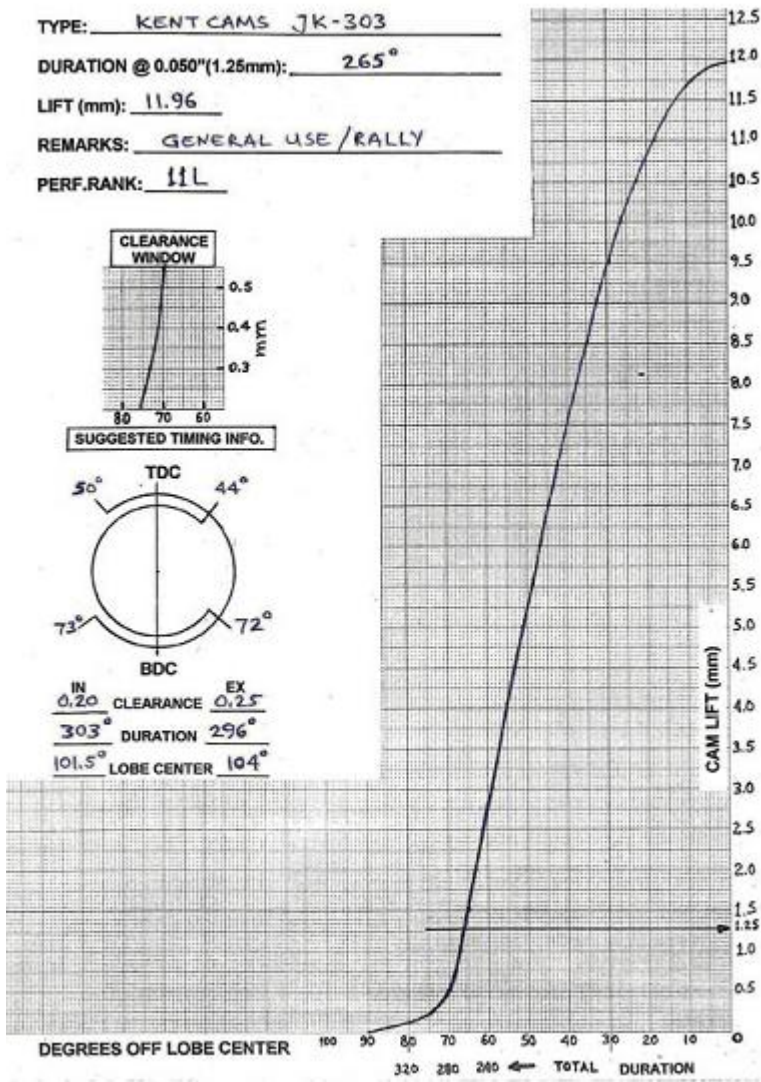
PERF.RANK: 11L



SUGGESTED TIMING INFO.



IN	CLEARANCE	EX
0.20		0.25
303°	DURATION	296°
101.5°	LOBE CENTER	104°



CAMSHAFT PROFILE SHEET

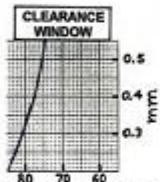
TYPE: COLOMBO & BARJANI CB 54

DURATION @ 0.050" (1.25mm): 280°

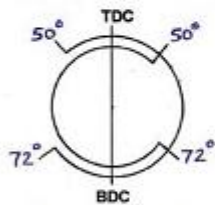
LIFT (mm): 11.3

REMARKS: GENERAL RACING APPL.

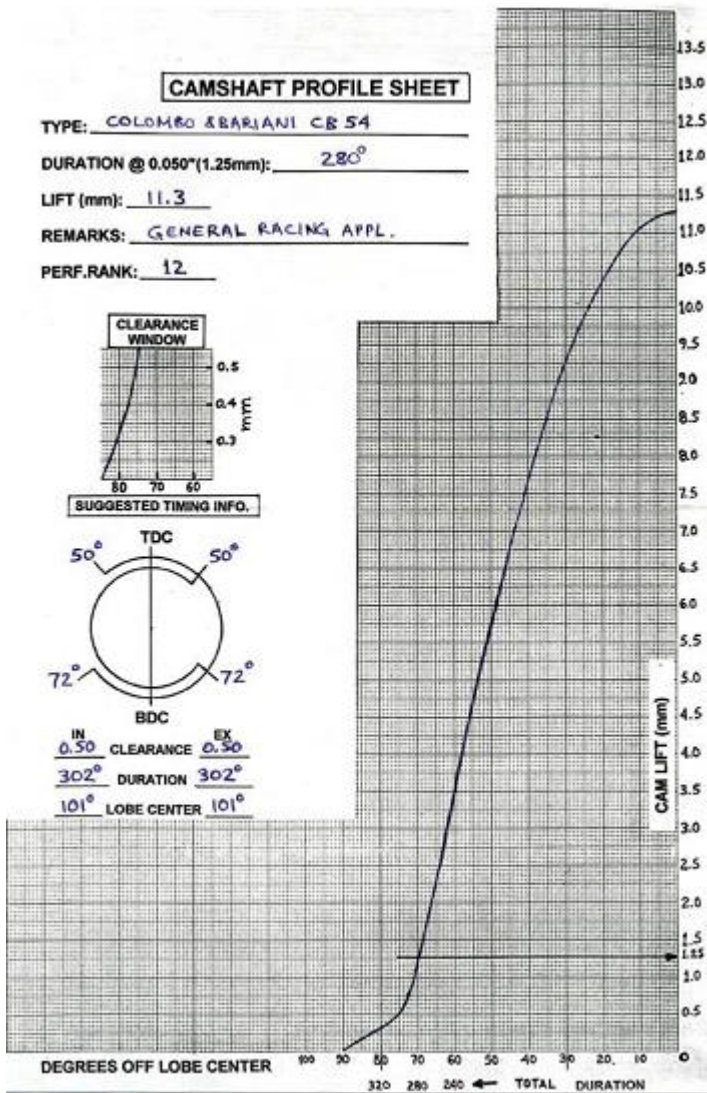
PERF. RANK: 12



SUGGESTED TIMING INFO.



IN 0.50 CLEARANCE EX 0.50
302° DURATION 302°
101° LOBE CENTER 101°



CAMSHAFT PROFILE SHEET

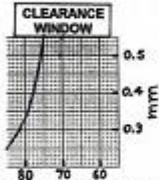
TYPE: COLOMBO & BARIANI # ARTS (15.302 C

DURATION @ 0.050" (1.25mm): 280°

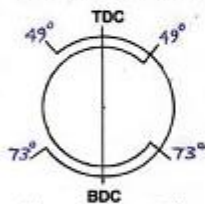
LIFT (mm): 11.59

REMARKS: TWIN SPARK APPL.

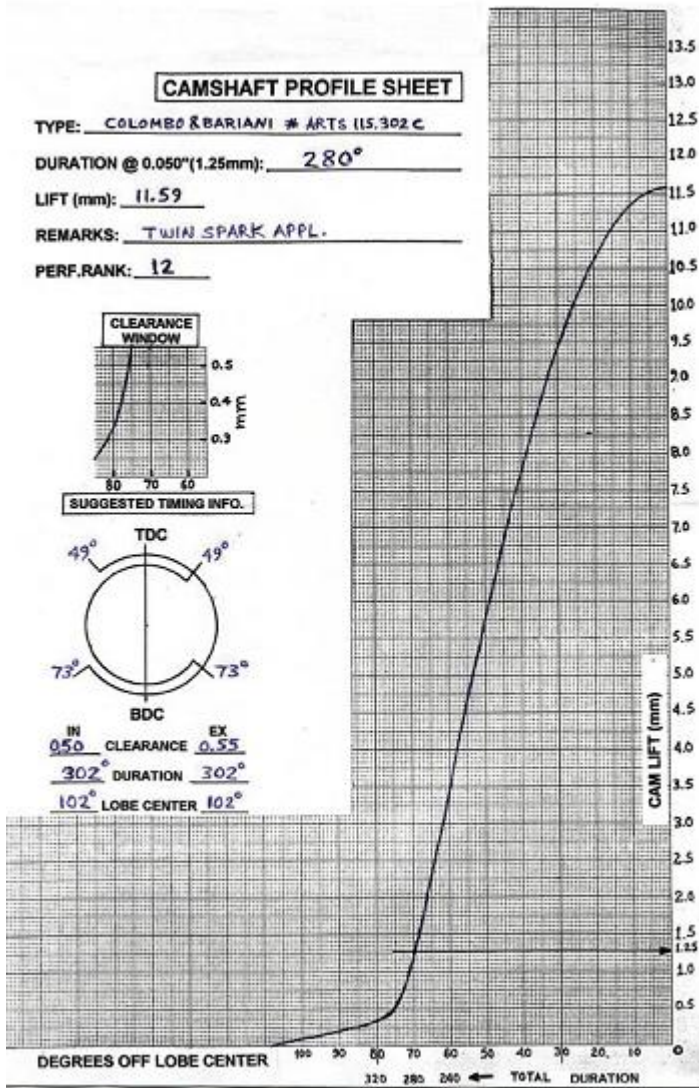
PERF. RANK: 12



SUGGESTED TIMING INFO.



IN 0.50 CLEARANCE 0.55 EX
302° DURATION 302°
102° LOBE CENTER 102°



PE

CAMSHAFT PROFILE SHEET

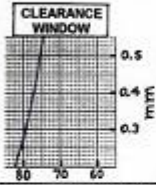
TYPE: ALQUATI #308/47

DURATION @ 0.050" (1.25mm): 274°

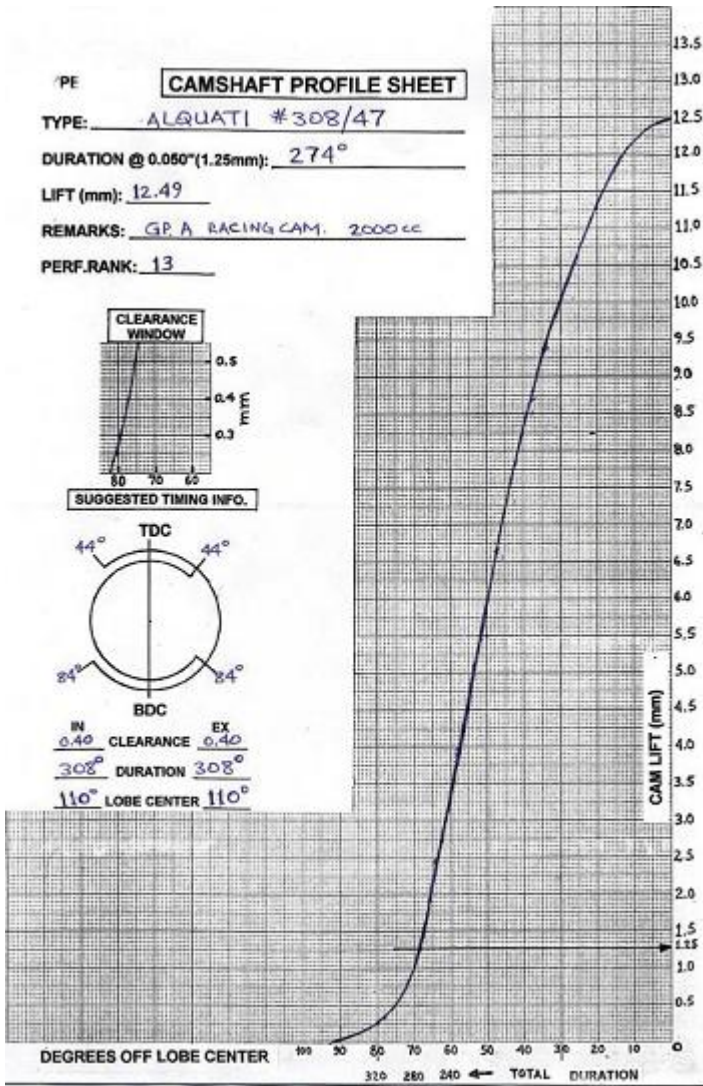
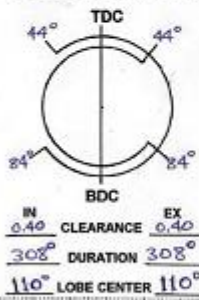
LIFT (mm): 12.49

REMARKS: G.P.A. RACING CAM. 2000 cc

PERF. RANK: 13



SUGGESTED TIMING INFO.



CAMSHAFT PROFILE SHEET

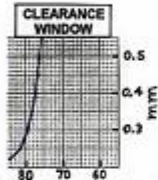
TYPE: CATCAMS #1030206

DURATION @ 0.050" (1.25mm): 286°

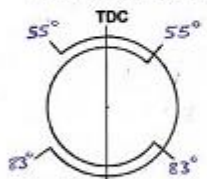
LIFT (mm): 12.95

REMARKS: HOLLOW BODY (18mm BORE)
RACE CAM, 2000 CC

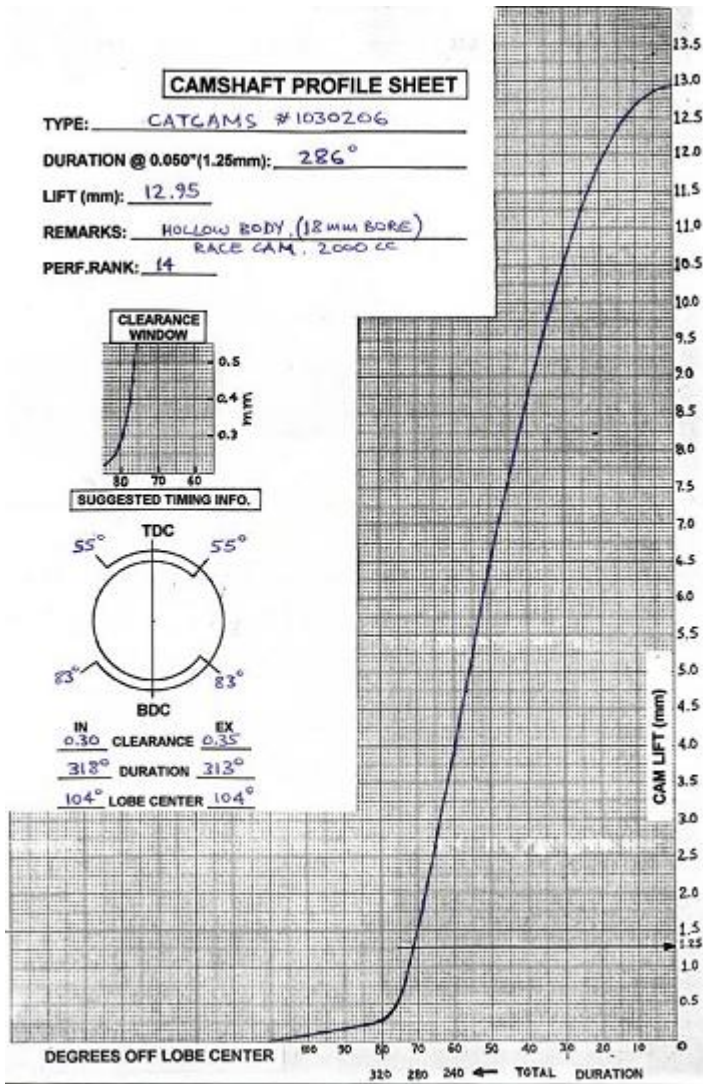
PERF. RANK: 14



SUGGESTED TIMING INFO.



IN 0.30 CLEARANCE 0.35 EX
318° DURATION 313°
104° LOBE CENTER 104°



CAMSHAFT PROFILE SHEET

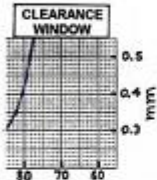
TYPE: DBILAS SPECIAL PROFILE

DURATION @ 0.050" (1.25mm): 289°

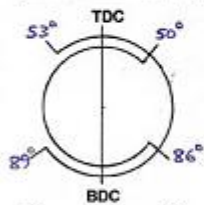
LIFT (mm): 12.92

REMARKS: MADE TO AUTHOR SPECS/RACE CAM

PERF. RANK: 14



SUGGESTED TIMING INFO.



IN 0.40 CLEARANCE 0.45 EX
322° DURATION 316°
108° LOBE CENTER 108°

