

Marca e Modello	anno costruzione	Pro-Kit fino a ca. -30 mm*	Eibach Sportline fino a ca. -50 mm**	Barre antirollio		Bilstein Sport (B6) per assetti standard AnteriorePosteriore		Bilstein Sprint (B8) per assetti ribassati fino a 50 mm AnteriorePosteriore		Kit Bilstein PSS (B14) reg. in altezza...PSS9 (B16) ...e taratura	
ALFA ROMEO											
Alfa 33 (907/A/B)											
Berlina e SW tutti modelli	>2.90	10 06 140 ©									
© = escluso modelli 4WD											
Alfa 75 - 90 (162B)											
1.6 -1.8 -2.0 - 2.0Turbo - TD	85-92	10 04 120				B46-1175	B46-1176				
Alfa 145 (930)											
Modelli con motori boxer	10.94-12.96	10 16 140					B46-1571				
1.4 TS escl. cond.	97-11.00	10 16 240		10 13 320		V36-4037	B46-1571				
1.4 TS incl. cond.	97-11.00	10 19 140		10 13 320		V36-4037	B46-1571				
tutti modelli Twin Spark escl. 1.4	97-11.00	10 19 140		10 13 320		V36-4037	B46-1571				
Quadrifoglio	97-11.00	10 17 140		10 13 320		V36-4037	B46-1571				
2.0 TD	97-99	10 17 140		10 13 320		V36-4037	B46-1571				
JTD	99-00	10 17 140		10 13 320		V36-4038	B46-1571				
Alfa 146 (930)											
Modelli con motori boxer	95-12.96	10 16 240					B46-1571				
1.4 TS escl. cond.	97-11.00	10 16 240		10 13 320		V36-4037	B46-1571				
1.4 TS incl. cond.	97-11.00	10 19 140		10 13 320		V36-4037	B46-1571				
tutti modelli Twin Spark escl. 1.4	97-11.00	10 19 140		10 13 320		V36-4037	B46-1571				
2.0 TD	97-99	10 19 140		10 13 320		V36-4037	B46-1571				
JTD	99-00	10 19 140		10 13 320		V36-4038	B46-1571				
Alfa 147 (937)											
1.6 - 2.0	10.00>	10 10 001 01 22	20 10 001 02 22	40 10 001 01 11		BE3-2796	VE3-A032	BE3-2797	VE3-A033	HE5-B921	GM5-A072
1.9 JTD	2001>	10 10 001 02 22	20 10 001 02 22	40 10 001 01 11		BE3-2796	VE3-A032	BE3-2797	VE3-A033	HE5-B921	GM5-A072
3.2 GTA	2001>	10 10 001 02 22		40 10 001 01 11		BE3-2796	VE3-A032	BE3-2797	VE3-A033	HE5-B921	GM5-A072
Alfa 155 (167)											
1.7 TS - 1.8 TS - 2.0 TS	3.92-97	10 13 240		10 13 320		V36-4037	B46-1571				
2.0 TD 4 cil.	3.92-97	10 13 140		10 13 320		V36-4037	B46-1571				
2.5 V6 - 2.5 TD	3.92-97	10 13 140		10 13 320		V36-4038	B46-1571				
2.0 16V Turbo Q4	3.92-97					V36-4038	B46-1571				
Alfa 156 Berlina (932)											
1.6 - 1.8 - 2.0	10.97-9.05	10 20 140	20 10 002 01 22	10 20 320		BE3-2796	VE3-4720	BE3-2797	VE3-4721	HE5-B921	GM5-A072
1.9 JTD - 2.5 V6 - 3.2 GTA											
escl. 2.4 JTD	10.97-9.05	10 21 140	20 10 002 02 22	10 20 320		BE3-2796	VE3-4720	BE3-2797	VE3-4721	HE5-B921	GM5-A072
2.4 JTD	10.97-9.05	10 10 002 03 22		10 20 320		BE3-2796	VE3-4720	BE3-2797	VE3-4721	HE5-B921	GM5-A072
Alfa 156 Sport Wagon (932)											
1.6 - 1.8 - 2.0	6.00>	10 20 140 ©	20 10 002 01 22 ©	10 20 320		BE3-2796	VE3-4720 ©	BE3-2797	VE3-4721 ©	HE5-B921 ©	GM5-A072 ©
1.9 JTD - 2.5 V6 - 3.2 GTA	6.00>	10 21 140 ©	20 10 002 02 22 ©	10 20 320		BE3-2796	VE3-4720 ©	BE3-2797	VE3-4721 ©	HE5-B921 ©	GM5-A072 ©
2.4 JTD	6.00>	10 10 002 04 22 ©		10 20 320		BE3-2796	VE3-4720 ©	BE3-2797	VE3-4721 ©	HE5-B921 ©	GM5-A072 ©
1.6 - 1.8 - 2.0 incl. Nivomat	6.00>	10 20 120	20 10 002 03 20			BE3-2796		BE3-2797			
1.9 JTD - 2.5 V6 - 3.2 GTA											
incl. Nivomat	6.00>	10 21 120	20 10 002 04 20			BE3-2796		BE3-2797			
© = escl. Nivomat, il sistema Nivomat è riconoscibile dal Ø più grosso dell'amm. post. in se stesso (Ø 61mm)											

Marca e Modello	anno costruzione	Pro-Kit fino a ca. -30 mm*	Eibach Sportline fino a ca. -50 mm**	Barre antirollio		Bilstein Sport (B6) per assetti standard		Bilstein Sprint (B8) per assetti ribassati fino a 50 mm		Kit Bilstein	
						Anteriore	Posteriore	Anteriore	Posteriore	PSS (B14) reg. in altezza...	PSS9 (B16) ...e taratura
Alfa 159 Berlina (939)											
1.9 JTS 2.2 JTS - 1.9 JTD	9.05>	10 10 005 01 22	20 10 005 01 22	40 10 005 01 11							
2.4 JTD	9.05>	10 10 005 02 22		40 10 005 01 11							
3.2 JTS V6 4X4	9.05>	10 10 005 05 22									
Alfa 159 SW (939)											
1.9 JTS - 1.9 JTD	9.05>	10 10 005 03 22									
2.4 JTD	9.05>	10 10 005 04 22									
Alfa 164 (164)											
tutti modelli Benzina escl. 4WD	88-9.98	10 08 140									
Alfa 166 (936)											
2.0 16V	10.98>	10 22 140				BE5-6097	BE5-6098	BE5-6099	BE5-6100		
2.0 V6 - 2.5 V6 - 3.0 V6 - 2.4 JTD	10.98>	10 23 140				BE5-6097	BE5-6098	BE5-6099 ©	BE5-6100		
						© = per modelli 2.4 JTD usare amm. ant. BE5-6099MO					
Alfa GTV (916C)											
1.8 - 2.0 TS	5.95-8.97	10 18 140				VE3-4312	BE3-2605				
2.0 V6 Turbo	5.95-8.97	10 18 140				VE3-4310	BE3-2605				
3.0 V6 24V	5.95-8.97	10 18 140				VE3-4311	BE3-2605				
1.8 - 2.0 TS	9.97-8.02	10 24 140				VE3-4312	BE3-2605				
2.0 V6 Turbo	9.97-8.02	10 24 140				VE3-4310	BE3-2605				
3.0 V6 24V	9.97-8.02	10 24 140				VE3-4311	BE3-2605				
2.0 TS - 2.0 JTS - 3.2 V6	8.02>	10 24 140									
Alfa Spider (916S)											
1.8 - 2.0 TS	5.95-8.97	10 18 140				VE3-4312	BE3-2605				
2.0 V6 Turbo - 3.0 V6	5.95-8.97	10 18 140				VE3-4310	BE3-2605				
1.8 - 2.0 TS	9.97-8.02	10 24 140				VE3-4312	BE3-2605				
2.0 V6 Turbo - 3.0 V6	9.97-8.02	10 24 140				VE3-4310	BE3-2605				
2.0 TS - 2.0 JTS - 3.2 V6	8.02>	10 24 140									
Alfa GT 2004											
1.8 TS - 1.9 JTD/MJ - 2.0 JTS	1.04>	10 10 004 01 22				BE3-2796	VE3-4720	BE3-2797	VE3-4721	HE5-B921	GM5-A072
3.2V6	1.04>	10 10 004 02 22				BE3-2796	VE3-4720	BE3-2797	VE3-4721	HE5-B921	GM5-A072
Alfa Brera											
2.2 JTS (2WD)	01.06>	10 10 006 01 22									
Alfetta/Giulietta											
tutti modelli	72-87					B46-0465	B46-0475				
Giulia											
tutti modelli	62-90					B46-0463	B46-0473				
GT - GTA - GTV											
tutti modelli	63-78					B46-0463	B46-0473				
tutti modelli	74-87					B46-0465	B46-0475				

AUDI (segue)	Marca e Modello	anno costruzione	Pro-Kit fino a ca. -30 mm*	Eibach Sportline fino a ca. -50 mm**	Barre antirollio	Bilstein Sport (B6) per assetti standard		Bilstein Sprint (B8) per assetti ribassati fino a 50 mm		Kit Bilstein	
						Anteriore	Posteriore	Anteriore	Posteriore	PSS (B14) reg. in altezza...	PSS9 (B16) ...e taratura
90 Quattro											
	Berlina mod.85	8.84-86				P36-3016	P36-3017				
	Coupé mod.85	8.84-88				P36-3016	P36-3017				
	5 cil. mod. 89	10.86-8.91				P30-3005	P36-3017	P30-3006	P36-3058		
A2 (8Z)											
	tutti modelli benzina	6.00>	10 15 002 01 22			VE3-5217	BE3-6789	VE3-5218	BE3-6790		
	1.2 - 1.4 TDi	6.00>				VE3-5217	BE3-6789	VE3-5218	BE3-6790		
A3 2WD (8L1)											
	1.6 -1.8 escl. Tip Tronic	96-4.03	15 40 140	20 15 004 01 22	15 40 320	VE3-4407	BE3-2543	VE3-4408	BE3-2544	HE5-8064	GM5-8065
	1.6 - 1.8 incl. Tip Tronic	2000-4.03	10 15 004 01 22	20 15 004 01 22	15 40 320	VE3-4407	BE3-2543	VE3-4408	BE3-2544	HE5-8064	GM5-8065
	1.8T escl. Tip Tronic	96-4.03	15 40 140	20 15 004 01 22	40 85 005 01 11	VE3-4407	BE3-2543	VE3-4408	BE3-2544	HE5-8064	GM5-8065
	1.8T incl. Tip Tronic	2000-4.03	10 15 004 01 22	20 15 004 01 22	40 85 005 01 11	VE3-4407	BE3-2543	VE3-4408	BE3-2544	HE5-8064	GM5-8065
	1.9 TDI incl. 130cv	96-4.03	15 45 140	20 15 004 02 22	40 85 005 01 11	VE3-4407	BE3-2543	VE3-4408	BE3-2544	HE5-8064	GM5-8065
A3 Quattro (8L1)											
	tutti modelli escl. S3	98-4.03	10 15 004 02 22			VE3-4707	BE5-6034	VE3-4708	BE5-6035	HE5-8041	GM5-8042
	S3	98-4.03	10 15 004 03 22			VE3-4637	BE5-6034	VE3-4638	BE5-6035	HE5-8041	GM5-8042
A3 2WD (8P1)											
	1.6 escl. Tip Tronic amm. ant. Ø 50mm	5.03>	10 15 007 01 22	20 15 007 01 22	40 15 007 01 11	VE3-B375	BE5-A610	VE3-B376	BE5-A611	HE5-B377	GM5-B379
	1.6 escl. Tip Tronic amm. ant. Ø 55mm	5.03>	10 15 007 01 22	20 15 007 01 22	40 15 007 01 11	VE3-A817	BE5-A610	VE3-A819	BE5-A611	HE5-A795	GM5-A577
	1.6 con Tip Tronic amm. ant. Ø 50mm	5.03>	10 15 007 02 22	20 15 007 02 22	40 15 007 01 11	VE3-B375	BE5-A610	VE3-B376	BE5-A611	HE5-B377	GM5-B379
	1.6 con Tip Tronic amm. ant. Ø 55mm	5.03>	10 15 007 02 22	20 15 007 02 22	40 15 007 01 11	VE3-A817	BE5-A610	VE3-A819	BE5-A611	HE5-A795	GM5-A577
	1.9 TDI amm. ant. Ø 50mm	5.03>	10 15 007 02 22	20 15 007 02 22	40 15 007 01 11	VE3-B375	BE5-A610	VE3-B376	BE5-A611	HE5-B377	GM5-B379
	1.9 TDI amm. ant. Ø 55mm	5.03>	10 15 007 02 22	20 15 007 02 22	40 15 007 01 11	VE3-A817	BE5-A610	VE3-A819	BE5-A611	HE5-A795	GM5-A577
	2.0 FSI	5.03>	10 15 007 02 22	20 15 007 02 22	40 15 007 01 11	VE3-A817	BE5-A610	VE3-A819	BE5-A611	HE5-A795	GM5-A577
	2.0 TFSI - 2.0 TDI	5.03>	10 15 007 03 22	20 15 007 02 22	40 15 007 01 11	VE3-A817	BE5-A610	VE3-A819	BE5-A611	HE5-A795	GM5-A577
A3 Quattro (8P1)											
	2.0 TFSI - 2.0 TDI	7.03>	10 15 007 09 22			VE3-A817	BE5-A610	VE3-A819	BE5-A611	HE5-A795	GM5-A577
	3.2	7.03>	10 15 007 04 22			VE3-A817	BE5-A610	VE3-A819	BE5-A611	HE5-A795	GM5-A577
A3 Sportback 2WD (8PA)											
	1.6 escl. Tip Tronic amm. ant. Ø 50mm	9.04>	10 15 007 05 22	20 15 007 03 22	40 15 007 01 11	VE3-B375	BE5-A529	VE3-B376	BE5-A531	HE5-B377	GM5-B379
	1.6 escl. Tip Tronic amm. ant. Ø 55mm	9.04>	10 15 007 05 22	20 15 007 03 22	40 15 007 01 11	VE3-A817	BE5-A529	VE3-A819	BE5-A531	HE5-A795	GM5-A577
	1.6 con Tip Tronic amm. ant. Ø 50mm	9.04>	10 15 007 06 22	20 15 007 03 22	40 15 007 01 11	VE3-B375	BE5-A529	VE3-B376	BE5-A531	HE5-B377	GM5-B379
	1.6 con Tip Tronic amm. ant. Ø 55mm	9.04>	10 15 007 06 22	20 15 007 03 22	40 15 007 01 11	VE3-A817	BE5-A529	VE3-A819	BE5-A531	HE5-A795	GM5-A577
	1.9 TDI amm. ant. Ø 50mm	9.04>	10 15 007 06 22	20 15 007 04 22	40 15 007 01 11	VE3-B375	BE5-A529	VE3-B376	BE5-A531	HE5-B377	GM5-B379
	1.9 TDI amm. ant. Ø 55mm	9.04>	10 15 007 06 22	20 15 007 04 22	40 15 007 01 11	VE3-A817	BE5-A529	VE3-A819	BE5-A531	HE5-A795	GM5-A577
	2.0 FSI	9.04>	10 15 007 06 22	20 15 007 04 22	40 15 007 01 11	VE3-A817	BE5-A529	VE3-A819	BE5-A531	HE5-A795	GM5-A577
	2.0 TDI	9.04>	10 15 007 07 22	20 15 007 04 22	40 15 007 01 11	VE3-A817	BE5-A529	VE3-A819	BE5-A531	HE5-A795	GM5-A577
	2.0 Turbo FSI	9.04>	10 15 007 07 22	20 15 007 04 22	40 15 007 01 11	VE3-A817	BE5-A529	VE3-A819	BE5-A531	HE5-A795	GM5-A577
A3 Sportback Quattro (8PA)											
	2.0 TFSi - 2.0 TDI	9.04>	10 15 007 08 22			VE3-A817	BE5-A529	VE3-A819	BE5-A531	HE5-A795	GM5-A577
	3.2	9.04>	10 15 007 10 22			VE3-A817	BE5-A529	VE3-A819	BE5-A531	HE5-A795	GM5-A577

Marca e Modello	anno costruzione	Pro-Kit fino a ca. -30 mm*	Eibach Sportline fino a ca. -50 mm**	Barre antirollio		Bilstein Sport (B6) per assetti standard AnteriorePosteriore		Bilstein Sprint (B8) per assetti ribassati fino a 50 mm AnteriorePosteriore		Kit Bilstein PSS (B14) reg. in altezza...PSS9 (B16) ...e taratura	
TT (8N)											
Coupé 1.8T escl. 4WD	11.98>	15 67 140		15 67 320		VE3-4637	BE3-6032	VE3-4638	BE3-6033	HE5-8047	GM5-8048
Coupé 1.8T Quattro	11.98>	15 70 140		15 67 310		VE3-4637	BE5-6034	VE3-4638	BE5-6035	HE5-8041	GM5-8042
Cabrio Roadster escl. 4WD	99>	10 15 001 01 22		15 67 320		VE3-4637	BE3-6032	VE3-4638	BE3-6033	HE5-8047	GM5-8048
Cabrio Roadster Quattro	99>	15 70 140		15 67 310		VE3-4637	BE5-6034	VE3-4638	BE5-6035	HE5-8041	GM5-8042
3.2 Quattro incl. Roadster	7.03>	10 15 001 03 22				VE3-4637	BE5-6034	VE3-4638	BE5-6035	HE5-8041	GM5-8042
A4 Berlina tipo B5 (fino al tel. 8-D-X-199999)											
1.6cc incl. cond. e/o cambio aut.	11.94-1.99	15 31 140	20 15 003 01 22	15 31 310		B36-2079 ©	B36-2080	B36-2081 ©+*	B36-2082	HE5-8604	GM5-8605
1.8cc escl. cond. e cambio aut.	11.94-1.99	15 31 140	20 15 003 01 22	15 31 310		B36-2079 ©	B36-2080	B36-2081 ©+*	B36-2082	HE5-8604	GM5-8605
1.8cc incl. cond. e/o cambio aut.	11.94-1.99	15 32 140	20 15 003 01 22	15 31 310		B36-2079 ©	B36-2080	B36-2081 ©+*	B36-2082	HE5-8604	GM5-8605
1.8T escl. cond. e cambio aut.	11.94-1.99	15 31 140	20 15 003 01 22	15 31 310		B36-2079 ©	B36-2080	B36-2081M1 ©	B36-2082	HE5-8604	GM5-8605
1.8T incl. cond. escl. cambio aut.	11.94-1.99	15 32 140	20 15 003 01 22	15 31 310		B36-2079 ©	B36-2080	B36-2081M1 ©	B36-2082	HE5-8604	GM5-8605
1.8T incl. cond. e cambio aut.	11.94-1.99	15 41 140	20 15 003 01 22	15 31 310		B36-2079 ©	B36-2080	B36-2081M1 ©	B36-2082	HE5-8604	GM5-8605
1.9TDi incl. cond. e/o cambio aut.	11.94-1.99	15 32 140	20 15 003 01 22	15 31 310		B36-2079 ©	B36-2080	B36-2081 ©+*	B36-2082	HE5-8604	GM5-8605
2.5TDi incl. cond. escl. cambio aut.	11.94-1.99	15 41 140		15 31 310		B36-2079 ©	B36-2080	B36-2081M1 ©	B36-2082	HE5-8604	GM5-8605
2.6cc incl. cond.	11.94-1.99	15 32 140	20 15 003 01 22	15 31 310		B36-2079 ©	B36-2080	B36-2081 ©+*	B36-2082	HE5-8604	GM5-8605
2.6cc incl. cond. e/o cambio aut.	11.94-1.99	15 41 140		15 31 310		B36-2079 ©	B36-2080	B36-2081 ©+*	B36-2082	HE5-8604	GM5-8605
2.8cc escl. cond. e cambio aut.	11.94-1.99	15 32 140	20 15 003 01 22	15 31 310		B36-2079 ©	B36-2080	B36-2081 ©+*	B36-2082	HE5-8604	GM5-8605
2.8cc incl. cond. e/o cambio aut.	11.94-1.99	15 41 140		15 31 310		B36-2079 ©	B36-2080	B36-2081 ©+*	B36-2082	HE5-8604	GM5-8605
						© = utilizzare il piattello appoggio molla originale * = disponibili anche in versione Rinforzata					
A4 Berlina tipo B5 (dal tel. 8-D-X-200000 - al tel. 8-D-1-030000)											
1.6cc incl. cond. e/o cambio aut.	2.99-6.00	15 31 140	20 15 003 01 22	15 31 310		B36-2079 ©	BE3-6259	B36-2081 ©+*	BE3-6259	HE5-8604	GM5-8605
1.8cc escl. cond. e cambio aut.	2.99-6.00	15 31 140	20 15 003 01 22	15 31 310		B36-2079 ©	BE3-6259	B36-2081 ©+*	BE3-6259	HE5-8604	GM5-8605
1.8cc incl. cond. e/o cambio aut.	2.99-6.00	15 32 140	20 15 003 01 22	15 31 310		B36-2079 ©	BE3-6259	B36-2081 ©+*	BE3-6259	HE5-8604	GM5-8605
1.8T escl. cond. e cambio aut.	2.99-6.00	15 31 140	20 15 003 01 22	15 31 310		B36-2079 ©	B36-2080	B36-2081M1 ©	B36-2082	HE5-8604	GM5-8605
1.8T incl. cond. escl. cambio aut.	2.99-6.00	15 32 140	20 15 003 01 22	15 31 310		B36-2079 ©	B36-2080	B36-2081M1 ©	B36-2082	HE5-8604	GM5-8605
1.8T incl. cond. e cambio aut.	2.99-6.00	15 41 140	20 15 003 01 22	15 31 310		B36-2079 ©	B36-2080	B36-2081M1 ©	B36-2082	HE5-8604	GM5-8605
1.9TDi incl. cond. e/o cambio aut.	2.99-6.00	15 32 140	20 15 003 01 22	15 31 310		B36-2079 ©	BE3-6259	B36-2081 ©+*	BE3-6259	HE5-8604	GM5-8605
2.5TDi incl. cond. escl. cambio aut.	2.99-6.00	15 41 140		15 31 310		B36-2079 ©	B36-2080	B36-2081M1 ©	B36-2082	HE5-8604	GM5-8605
2.6cc incl. cond.	2.99-6.00	15 32 140	20 15 003 01 22	15 31 310		B36-2079 ©	BE3-6259	B36-2081 ©+*	BE3-6259	HE5-8604	GM5-8605
2.6cc incl. cond. e/o cambio aut.	2.99-6.00	15 41 140		15 31 310		B36-2079 ©	BE3-6259	B36-2081 ©+*	BE3-6259	HE5-8604	GM5-8605
2.8cc escl. cond. e cambio aut.	2.99-6.00	15 32 140	20 15 003 01 22	15 31 310		B36-2079 ©	BE3-6259	B36-2081 ©+*	BE3-6259	HE5-8604	GM5-8605
2.8cc incl. cond. e/o cambio aut.	2.99-6.00	15 41 140		15 31 310		B36-2079 ©	BE3-6259	B36-2081 ©+*	BE3-6259	HE5-8604	GM5-8605
						© = utilizzare il piattello appoggio molla originale * = disponibili anche in versione Rinforzata					
A4 Berlina tipo B5 (dal tel. 8-D-1-030001)											
1.6cc incl. cond. e/o cambio aut.	7.00-11.00	15 31 140	20 15 003 01 22	15 31 310		BE5-6512	BE3-6259	BE5-6514	BE3-6259	HE5-8604	GM5-8605
1.8cc escl. cond. e cambio aut.	7.00-11.00	15 31 140	20 15 003 01 22	15 31 310		BE5-6512	BE3-6259	BE5-6514	BE3-6259	HE5-8604	GM5-8605
1.8cc incl. cond. e/o cambio aut.	7.00-11.00	15 32 140	20 15 003 01 22	15 31 310		BE5-6512	BE3-6259	BE5-6514	BE3-6259	HE5-8604	GM5-8605
1.8T escl. cond. e cambio aut.	7.00-11.00	15 31 140	20 15 003 01 22	15 31 310		BE5-6512	B36-2080	BE5-6514	B36-2082	HE5-8604	GM5-8605
1.8T incl. cond. escl. cambio aut.	7.00-11.00	15 32 140	20 15 003 01 22	15 31 310		BE5-6512	B36-2080	BE5-6514	B36-2082	HE5-8604	GM5-8605
1.8T incl. cond. e cambio aut.	7.00-11.00	15 41 140	20 15 003 01 22	15 31 310		BE5-6512	B36-2080	BE5-6514	B36-2082	HE5-8604	GM5-8605
1.9TDi incl. cond. e/o cambio aut.	7.00-11.00	15 32 140	20 15 003 01 22	15 31 310		BE5-6512	BE3-6259	BE5-6514	BE3-6259	HE5-8604	GM5-8605
2.5TDi incl. cond. escl. cambio aut.	7.00-11.00	15 41 140		15 31 310		BE5-6512	B36-2080	BE5-6514	B36-2082	HE5-8604	GM5-8605
2.6cc incl. cond.	7.00-11.00	15 32 140	20 15 003 01 22	15 31 310		BE5-6512	BE3-6259	BE5-6514	BE3-6259	HE5-8604	GM5-8605
2.6cc incl. cond. e/o cambio aut.	7.00-11.00	15 41 140		15 31 310		BE5-6512	BE3-6259	BE5-6514	BE3-6259	HE5-8604	GM5-8605
2.8cc escl. cond. e cambio aut.	7.00-11.00	15 32 140	20 15 003 01 22	15 31 310		BE5-6512	BE3-6259	BE5-6514	BE3-6259	HE5-8604	GM5-8605
2.8cc incl. cond. e/o cambio aut.	7.00-11.00	15 41 140		15 31 310		BE5-6512	BE3-6259	BE5-6514	BE3-6259	HE5-8604	GM5-8605

Marca e Modello	anno costruzione	Pro-Kit fino a ca. -30 mm*	Eibach Sportline fino a ca. -50 mm**	Barre antirollio		Bilstein Sport (B6) per assetti standard AnteriorePosteriore		Bilstein Sprint (B8) per assetti ribassati fino a 50 mm AnteriorePosteriore		Kit Bilstein PSS (B14) reg. in altezza...PSS9 (B16) ...e taratura	
A4 Avant tipo B5 (fino al tel. 8-D-X-200000)											
1.6cc incl. cond. e/o cambio aut.	1.96-1.99	15 36 140	20 15 003 01 22	15 31 310		B36-2079 ☉	B36-2080	B36-2081 ☉+*	B36-2080	HE5-8604	GM5-8605
1.8cc escl. cond. e cambio aut.	1.96-1.99	15 36 140	20 15 003 01 22	15 31 310		B36-2079 ☉	B36-2080	B36-2081 ☉+*	B36-2080	HE5-8604	GM5-8605
1.8cc incl. cond. e/o cambio aut.	1.96-1.99	15 37 140	20 15 003 01 22	15 31 310		B36-2079 ☉	B36-2080	B36-2081 ☉+*	B36-2080	HE5-8604	GM5-8605
1.8T escl. cond. e cambio aut.	1.96-1.99	15 36 140	20 15 003 01 22	15 31 310		B36-2079 ☉	B36-2080	B36-2081M1 ☉	B36-2080	HE5-8604	GM5-8605
1.8T incl. cond. e/o cambio aut.	1.96-1.99	15 37 140	20 15 003 01 22	15 31 310		B36-2079 ☉	B36-2080	B36-2081M1 ☉	B36-2080	HE5-8604	GM5-8605
1.9TDi incl. cond. e/o cambio aut.	1.96-1.99	15 37 140	20 15 003 01 22	15 31 310		B36-2079 ☉	B36-2080	B36-2081 ☉+*	B36-2080	HE5-8604	GM5-8605
2.5TDi incl. cond. escl. cambio aut.	1.96-1.99	15 43 140		15 31 310		B36-2079 ☉	B36-2080	B36-2081M1 ☉	B36-2080	HE5-8604	GM5-8605
2.6cc escl. cond. e cambio aut.	1.96-1.99	15 37 140	20 15 003 01 22	15 31 310		B36-2079 ☉	B36-2080	B36-2081 ☉+*	B36-2080	HE5-8604	GM5-8605
2.6cc incl. cond. e/o cambio aut.	1.96-1.99	15 43 140		15 31 310		B36-2079 ☉	B36-2080	B36-2081 ☉+*	B36-2080	HE5-8604	GM5-8605
2.8cc escl. cond. e cambio aut.	1.96-1.99	15 37 140	20 15 003 01 22	15 31 310		B36-2079 ☉	B36-2080	B36-2081 ☉+*	B36-2080	HE5-8604	GM5-8605
2.8cc incl. cond. e/o cambio aut.	1.96-1.99	15 43 140		15 31 310		B36-2079 ☉	B36-2080	B36-2081 ☉+*	B36-2080	HE5-8604	GM5-8605
						☉ = utilizzare il piattello appoggio molla originale * = disponibili anche in versione Rinforzata					
A4 Avant tipo B5 (dal tel. 8-D-X-200001 al tel. 8-D-1-030000)											
1.6cc incl. cond. e/o cambio aut.	2.99-6.00	15 36 140	20 15 003 01 22	15 31 310		B36-2079 ☉	BE3-6259	B36-2081 ☉+*	BE3-6259	HE5-8604	GM5-8605
1.8cc escl. cond. e cambio aut.	2.99-6.00	15 36 140	20 15 003 01 22	15 31 310		B36-2079 ☉	BE3-6259	B36-2081 ☉+*	BE3-6259	HE5-8604	GM5-8605
1.8cc incl. cond. e/o cambio aut.	2.99-6.00	15 37 140	20 15 003 01 22	15 31 310		B36-2079 ☉	BE3-6259	B36-2081 ☉+*	BE3-6259	HE5-8604	GM5-8605
1.8T escl. cond. e cambio aut.	2.99-6.00	15 36 140	20 15 003 01 22	15 31 310		B36-2079 ☉	BE3-6259	B36-2081M1 ☉	BE3-6259	HE5-8604	GM5-8605
1.8T incl. cond. e/o cambio aut.	2.99-6.00	15 37 140	20 15 003 01 22	15 31 310		B36-2079 ☉	BE3-6259	B36-2081M1 ☉	BE3-6259	HE5-8604	GM5-8605
1.9TDi incl. cond. e/o cambio aut.	2.99-6.00	15 37 140	20 15 003 01 22	15 31 310		B36-2079 ☉	BE3-6259	B36-2081 ☉+*	BE3-6259	HE5-8604	GM5-8605
2.5TDi incl. cond. escl. cambio aut.	2.99-6.00	15 43 140		15 31 310		B36-2079 ☉	BE3-6259	B36-2081M1 ☉	BE3-6259	HE5-8604	GM5-8605
2.6cc escl. cond. e cambio aut.	2.99-6.00	15 37 140	20 15 003 01 22	15 31 310		B36-2079 ☉	BE3-6259	B36-2081 ☉+*	BE3-6259	HE5-8604	GM5-8605
2.6cc incl. cond. e/o cambio aut.	2.99-6.00	15 43 140		15 31 310		B36-2079 ☉	BE3-6259	B36-2081 ☉+*	BE3-6259	HE5-8604	GM5-8605
2.8cc escl. cond. e cambio aut.	2.99-6.00	15 37 140	20 15 003 01 22	15 31 310		B36-2079 ☉	BE3-6259	B36-2081 ☉+*	BE3-6259	HE5-8604	GM5-8605
2.8cc incl. cond. e/o cambio aut.	2.99-6.00	15 43 140		15 31 310		B36-2079 ☉	BE3-6259	B36-2081 ☉+*	BE3-6259	HE5-8604	GM5-8605
						☉ = utilizzare il piattello appoggio molla originale * = disponibili anche in versione Rinforzata					
A4 Avant tipo B5 (dal tel. 8-D-1-030001)											
1.6cc incl. cond. e/o cambio aut.	7.00-9.01	15 36 140	20 15 003 01 22	15 31 310		BE5-6512	BE3-6259	BE5-6513	BE3-6259	HE5-8604	GM5-8605
1.8cc escl. cond. e cambio aut.	7.00-9.01	15 36 140	20 15 003 01 22	15 31 310		BE5-6512	BE3-6259	BE5-6513	BE3-6259	HE5-8604	GM5-8605
1.8cc incl. cond. e/o cambio aut.	7.00-9.01	15 37 140	20 15 003 01 22	15 31 310		BE5-6512	BE3-6259	BE5-6513	BE3-6259	HE5-8604	GM5-8605
1.8T escl. cond. e cambio aut.	7.00-9.01	15 36 140	20 15 003 01 22	15 31 310		BE5-6512	BE3-6259	BE5-6513	BE3-6259	HE5-8604	GM5-8605
1.8T incl. cond. e/o cambio aut.	7.00-9.01	15 37 140	20 15 003 01 22	15 31 310		BE5-6512	BE3-6259	BE5-6513	BE3-6259	HE5-8604	GM5-8605
1.9TDi incl. cond. e/o cambio aut.	7.00-9.01	15 37 140	20 15 003 01 22	15 31 310		BE5-6512	BE3-6259	BE5-6513	BE3-6259	HE5-8604	GM5-8605
2.5TDi incl. cond. escl. cambio aut.	7.00-9.01	15 43 140		15 31 310		BE5-6512	BE3-6259	BE5-6513	BE3-6259	HE5-8604	GM5-8605
2.6cc escl. cond. e cambio aut.	7.00-9.01	15 37 140	20 15 003 01 22	15 31 310		BE5-6512	BE3-6259	BE5-6513	BE3-6259	HE5-8604	GM5-8605
2.6cc incl. cond. e/o cambio aut.	7.00-9.01	15 43 140		15 31 310		BE5-6512	BE3-6259	BE5-6513	BE3-6259	HE5-8604	GM5-8605
2.8cc escl. cond. e cambio aut.	7.00-9.01	15 37 140	20 15 003 01 22	15 31 310		BE5-6512	BE3-6259	BE5-6513	BE3-6259	HE5-8604	GM5-8605
2.8cc incl. cond. e/o cambio aut.	7.00-9.01	15 43 140		15 31 310		BE5-6512	BE3-6259	BE5-6513	BE3-6259	HE5-8604	GM5-8605
A4 Berlina Quattro tipo B5											
1.8 cc escl. cond.	11.94-4.01	15 34 140		15 31 310		B36-2079 ☉	BE3-6212	B36-2081 ☉+*	BE3-6214	HE5-8677	GM5-8610
1.8 cc incl. cond.	11.94-4.01	15 35 140		15 31 310		B36-2079 ☉	BE3-6212	B36-2081 ☉+*	BE3-6214	HE5-8677	GM5-8610
1.8T escl. cond.	11.94-4.01	15 34 140		15 31 310		B36-2079 ☉	BE3-6212	B36-2081M1 ☉	BE3-6214	HE5-8677	GM5-8610
1.8T incl. cond.	11.94-4.01	15 35 140		15 31 310		B36-2079 ☉	BE3-6212	B36-2081M1 ☉	BE3-6214	HE5-8677	GM5-8610
1.9TDI incl. cond.	11.94-4.01	15 35 140		15 31 310		B36-2079 ☉	BE3-6212	B36-2081 ☉+*	BE3-6214	HE5-8677	GM5-8610
2.5TDi incl. cond. escl. cambio aut.	11.94-4.01	15 42 140		15 31 310		B36-2079 ☉	BE3-6212	B36-2081M1 ☉	BE3-6214	HE5-8678	GM5-8610
2.6 - 2.8 escl. cond.	11.94-4.01	15 35 140		15 31 310		B36-2079 ☉	BE3-6212	B36-2081 ☉+*	BE3-6214	HE5-8678	GM5-8610
2.6 cc incl. cond.	11.94-4.01	15 42 140		15 31 310		B36-2079 ☉	BE3-6212	B36-2081 ☉+*	BE3-6214	HE5-8678	GM5-8610
2.8 escl. 6cil. con c.a. e cond.	11.94-4.01	15 42 140		15 31 310		B36-2079 ☉	BE3-6212	B36-2081 ☉+*	BE3-6214	HE5-8678	GM5-8610
						☉ = utilizzare il piattello appoggio molla originale * = disponibili anche in versione Rinforzata					

Marca e Modello	anno costruzione	Pro-Kit fino a ca. -30 mm*	Eibach Sportline fino a ca. -50 mm**	Barre antirollio		Bilstein Sport (B6) per assetti standard AnteriorePosteriore		Bilstein Sprint (B8) per assetti ribassati fino a 50 mm AnteriorePosteriore		Kit Bilstein PSS (B14) reg. in altezza...PSS9 (B16) ...e taratura	
A4 Berlina Quattro S4 tipo B5											
2.7	3.98-9.01	15 68 140		15 31 310				BE3-6213 ©	BE3-6214		GM5-8616
RS4	9.97-4.01							BE3-6213 ©	BE3-6214		GM5-8616
							© = utilizzare il piattello appoggio molla originale				
A4 Avant Quattro tipo B5 (fino al tel. F-8-D-1-030000)											
1.8 escl. cond.	1.96-6.00	15 38 140		15 31 310		BE3-6211 ©	BE3-6212	BE3-6213 ©	BE3-6214		GM5-8610
1.8 - 1.9 TDi incl. cond.	1.96-6.00	15 39 140		15 31 310		BE3-6211 ©	BE3-6212	BE3-6213 ©	BE3-6214		GM5-8610
1.8T escl. cond.	1.96-6.00	15 38 140		15 31 310		BE3-6211 ©	BE3-6212	BE3-6213 ©	BE3-6214		GM5-8610
1.8T incl. cond.	1.96-6.00	15 39 140		15 31 310		BE3-6211 ©	BE3-6212	BE3-6213 ©	BE3-6214		GM5-8610
2.6 - 2.8 escl. cond.	1.96-6.00	15 39 140		15 31 310		BE3-6211 ©	BE3-6212	BE3-6213 ©	BE3-6214		GM5-8610
2.5TDi incl. cond. escl. cambio aut.	1.96-6.00	15 44 140		15 31 310		BE3-6211 ©	BE3-6212	BE3-6213 ©	BE3-6214		GM5-8610
2.6 incl. cond.	1.96-6.00	15 44 140		15 31 310		BE3-6211 ©	BE3-6212	BE3-6213 ©	BE3-6214		GM5-8610
2.8 escl. 6cil. con c.a. e cond.	1.96-6.00	15 44 140		15 31 310		BE3-6211 ©	BE3-6212	BE3-6213 ©	BE3-6214		GM5-8610
							© = utilizzare il piattello appoggio molla originale				
A4 Avant Quattro tipo B5 (dal tel. F-8-D-1-030001)											
1.8 escl. cond.	7.00-8.01	15 38 140		15 31 310		BE5-6512	BE3-6212	BE5-6513	BE3-6214		GM5-8610
1.8 - 1.9TDi incl. cond.	7.00-8.01	15 39 140		15 31 310		BE5-6512	BE3-6212	BE5-6513	BE3-6214		GM5-8610
1.8T incl. cond.	7.00-8.01	15 39 140		15 31 310		BE5-6512	BE3-6212	BE5-6513	BE3-6214		GM5-8610
2.6 - 2.8 escl. cond.	7.00-8.01	15 39 140		15 31 310		BE5-6512	BE3-6212	BE5-6513	BE3-6214		GM5-8610
2.5TDi incl. cond. escl. cambio aut.	7.00-8.01	15 44 140		15 31 310		BE5-6512	BE3-6212	BE5-6513	BE3-6214		GM5-8610
2.6 incl. cond.	7.00-8.01	15 44 140		15 31 310		BE5-6512	BE3-6212	BE5-6513	BE3-6214		GM5-8610
2.8 escl. 6cil. con c.a. e cond.	7.00-8.01	15 44 140		15 31 310		BE5-6512	BE3-6212	BE5-6513	BE3-6214		GM5-8610
A4 Avant Quattro S4 tipo B5											
2.7	3.98-9.01	15 69 140		15 31 310				BE3-6213 ©	BE3-6214		GM5-8616
RS4	9.97-4.01										GM5-8616
							© = utilizzare il piattello appoggio molla originale				
A4 Berlina tipo 8E/B6/B7 fino a telaio 8E-2-400 000											
1.6 - 1.8T - 2.0 - 2.0FSI	11.00-11.04	10 15 003 01 22	20 15 003 02 22	40 15 003 01 11		BE5-6514	BE5-6515	BE5-6516	BE5-6517	HE5-8684	GM5-8859
2.0T FSI escl. cambio autom.	11.00-11.04	10 15 003 01 22	20 15 003 02 22	40 15 003 01 11		BE5-6514	BE5-6515	BE5-6516	BE5-6517	HE5-8684	GM5-8859
2.0T FSI con cambio autom.	11.00-11.04	10 15 003 02 22	20 15 003 03 22	40 15 003 01 11		BE5-6514	BE5-6515	BE5-6516	BE5-6517	HE5-8685	GM5-8859
2.4 - 3.0 - 3.2FSI - 1.9TDI - 2.0TDI	11.00-11.04	10 15 003 02 22	20 15 003 03 22	40 15 003 01 11		BE5-6514	BE5-6515	BE5-6516	BE5-6517	HE5-8684	GM5-8859
2.5TDI - 3.0TDI	5.01-11.04	10 15 003 06 22		40 15 003 01 11		BE5-6514	BE5-6515	BE5-6516	BE5-6517	HE5-8685	GM5-8859
A4 Berlina tipo 8E/B6/B7 da telaio 8E-2-400 000											
1.6 - 1.8T - 2.0 - 2.0FSI	11.04>	10 15 003 01 22	20 15 003 02 22	40 15 003 01 11		BE5-B978	BE5-B979	BE5-B981	BE5-B982	HE5-8684	GM5-8859
2.0T FSI escl. cambio autom.	11.04>	10 15 003 01 22	20 15 003 02 22	40 15 003 01 11		BE5-B978	BE5-B979	BE5-B981	BE5-B982	HE5-8684	GM5-8859
2.0T FSI con cambio autom.	11.04>	10 15 003 02 22	20 15 003 03 22	40 15 003 01 11		BE5-B978	BE5-B979	BE5-B981	BE5-B982	HE5-8685	GM5-8859
2.4 - 3.0 - 3.2FSI - 1.9TDI - 2.0TDI	11.04>	10 15 003 02 22	20 15 003 03 22	40 15 003 01 11		BE5-B978	BE5-B979	BE5-B981	BE5-B982	HE5-8684	GM5-8859
2.5TDI - 3.0TDI	11.04>	10 15 003 06 22		40 15 003 01 11		BE5-B978	BE5-B979	BE5-B981	BE5-B982	HE5-8685	GM5-8859
A4 Berlina Quattro tipo 8E/B6/B7 fino a telaio 8E-2-400 000											
1.8T - 2.0T FSI escl. cambio autom.	5.01-11.04	10 15 003 04 22				BE5-6514	BE5-6515	BE5-6516	BE5-6517	HE5-8686	GM5-8859
1.8T - 2.0T FSI con cambio autom.	5.01-11.04	10 15 003 05 22				BE5-6514	BE5-6515	BE5-6516	BE5-6517	HE5-8687	GM5-8859
3.0 - 3.2FSI - 1.9TDI - 2.0TDI	5.01-11.04	10 15 003 05 22				BE5-6514	BE5-6515	BE5-6516	BE5-6517	HE5-8686	GM5-8859
2.5TDI - 3.0TDI	11.00-11.04	10 15 003 03 22				BE5-6514	BE5-6515	BE5-6516	BE5-6517	HE5-8687	GM5-8859
S4	3.03-11.04									HE5-B944	GM5-A595

Marca e Modello	anno costruzione	Pro-Kit fino a ca. -30 mm*	Eibach Sportline fino a ca. -50 mm**	Barre antirollio		Bilstein Sport (B6) per assetti standard AnteriorePosteriore		Bilstein Sprint (B8) per assetti ribassati fino a 50 mm AnteriorePosteriore		Kit Bilstein PSS (B14) reg. in altezza...PSS9 (B16) ...e taratura	
A4 Berlina Quattro tipo 8E/B6/B7 da telaio 8E-2-400 000											
1.8T - 2.0T FSI escl. cambio autom.	11.04>	10 15 003 04 22				BE5-B978	BE5-B979	BE5-B981	BE5-B982	HE5-8686	GM5-8859
1.8T - 2.0T FSI con cambio autom.	11.04>	10 15 003 05 22				BE5-B978	BE5-B979	BE5-B981	BE5-B982	HE5-8687	GM5-8859
3.0 - 3.2FSI - 1.9TDI - 2.0TDI	11.04>	10 15 003 05 22				BE5-B978	BE5-B979	BE5-B981	BE5-B982	HE5-8686	GM5-8859
2.5TDI - 3.0TDI	11.04>	10 15 003 03 22				BE5-B978	BE5-B979	BE5-B981	BE5-B982	HE5-8687	GM5-8859
S4	11.04>									HE5-B944	GM5-A595
A4 Avant tipo 8E/B6/B7 fino a telaio 8E-5-400 000											
1.6 - 1.8T - 2.0 - 2.0FSI	9.01-11.04	10 15 003 07 22	20 15 003 04 22	40 15 003 01 11		BE5-6514	BE5-6515	BE5-6516	BE5-6517	HE5-8684	GM5-8859
2.0T FSI escl. cambio autom.	9.01-11.04	10 15 003 07 22	20 15 003 04 22	40 15 003 01 11		BE5-6514	BE5-6515	BE5-6516	BE5-6517	HE5-8684	GM5-8859
2.0T FSI con cambio autom.	9.01-11.04	10 15 003 08 22	20 15 003 05 22	40 15 003 01 11		BE5-6514	BE5-6515	BE5-6516	BE5-6517	HE5-8685	GM5-8859
2.4 - 3.0 - 3.2FSI - 1.9TDI - 2.0TDI	9.01-11.04	10 15 003 08 22	20 15 003 05 22	40 15 003 01 11		BE5-6514	BE5-6515	BE5-6516	BE5-6517	HE5-8684	GM5-8859
2.5TDI - 3.0TDI	9.01-11.04	10 15 003 09 22		40 15 003 01 11		BE5-6514	BE5-6515	BE5-6516	BE5-6517	HE5-8685	GM5-8859
A4 Avant tipo 8E/B6/B7 da telaio 8E-5-400 000											
1.6 - 1.8T - 2.0 - 2.0FSI	11.04>	10 15 003 07 22	20 15 003 04 22	40 15 003 01 11		BE5-B978	BE5-B979	BE5-B981	BE5-B982	HE5-8684	GM5-8859
2.0T FSI escl. cambio autom.	11.04>	10 15 003 07 22	20 15 003 04 22	40 15 003 01 11		BE5-B978	BE5-B979	BE5-B981	BE5-B982	HE5-8684	GM5-8859
2.0T FSI con cambio autom.	11.04>	10 15 003 08 22	20 15 003 05 22	40 15 003 01 11		BE5-B978	BE5-B979	BE5-B981	BE5-B982	HE5-8685	GM5-8859
2.4 - 3.0 - 3.2FSI - 1.9TDI - 2.0TDI	11.04>	10 15 003 08 22	20 15 003 05 22	40 15 003 01 11		BE5-B978	BE5-B979	BE5-B981	BE5-B982	HE5-8684	GM5-8859
2.5TDI - 3.0TDI	11.04>	10 15 003 09 22		40 15 003 01 11		BE5-B978	BE5-B979	BE5-B981	BE5-B982	HE5-8685	GM5-8859
A4 Avant Quattro tipo 8E/B6/B7 fino a telaio 8E-5-400 000											
1.8T - 2.0T FSI escl. cambio autom.	5.01-11.04	10 15 003 11 22				BE5-6514	BE5-6515	BE5-6516	BE5-6517	HE5-8686	GM5-8859
1.8T - 2.0T FSI con cambio autom.	5.01-11.04	10 15 003 12 22				BE5-6514	BE5-6515	BE5-6516	BE5-6517	HE5-8687	GM5-8859
3.0 - 3.2FSI - 1.9TDI - 2.0TDI	5.01-11.04	10 15 003 12 22				BE5-6514	BE5-6515	BE5-6516	BE5-6517	HE5-8686	GM5-8859
2.5TDI - 3.0TDI	9.01-11.04	10 15 003 10 22				BE5-6514	BE5-6515	BE5-6516	BE5-6517	HE5-8687	GM5-8859
S4	3.03-11.04									HE5-B944	GM5-A595
A4 Avant Quattro tipo 8E/B6/B7 da telaio 8E-5-400 000											
1.8T - 2.0T FSI escl. cambio autom.	11.04>	10 15 003 11 22				BE5-B978	BE5-B979	BE5-B981	BE5-B982	HE5-8686	GM5-8859
1.8T - 2.0T FSI con cambio autom.	11.04>	10 15 003 12 22				BE5-B978	BE5-B979	BE5-B981	BE5-B982	HE5-8687	GM5-8859
3.0 - 3.2FSI - 1.9TDI - 2.0TDI	11.04>	10 15 003 12 22				BE5-B978	BE5-B979	BE5-B981	BE5-B982	HE5-8686	GM5-8859
2.5TDI - 3.0TDI	11.04>	10 15 003 10 22				BE5-B978	BE5-B979	BE5-B981	BE5-B982	HE5-8687	GM5-8859
S4	11.04>									HE5-B944	GM5-A595
A4 Cabrio tipo 8H/B6/B7 fino a telaio 8H-7-400 000											
2.4 - 3.0 - 2.5 TDI escl. 4WD	5.02-11.04	10 15 003 13 22		40 15 003 01 11		BE5-6514	BE5-6515	BE5-6516	BE5-6517		GM5-8859
1.8T escl. 4WD	8.02-11.04	10 15 003 14 22		40 15 003 01 11		BE5-6514	BE5-6515	BE5-6516	BE5-6517		GM5-8859
S4	3.04-11.04									HE5-B944	GM5-A595
A4 Cabrio tipo 8H/B6/B7 da telaio 8H-7-400 000											
2.4 - 3.0 - 2.5 TDI escl. 4WD	11.04>	10 15 003 13 22		40 15 003 01 11		BE5-B978	BE5-B979	BE5-B981	BE5-B982		GM5-8859
1.8T escl. 4WD	11.04>	10 15 003 14 22		40 15 003 01 11		BE5-B978	BE5-B979	BE5-B981	BE5-B982		GM5-8859
S4	11.04>									HE5-B944	GM5-A595
A6/100 Berlina tipo C4											
1.8 - 2.0 escl. cond.	12.90-4.97	15 15 240				P36-0370	B46-1576	P36-0369	B46-1573		
1.8 - 2.0 - 1.9TDi incl. cond.	12.90-4.97	15 15 140				P36-0370	B46-1576	P36-0369	B46-1573		
2.5TDi - 2.8 V6 incl. cond.	12.90-4.97	15 27 140				P36-0370	B46-1576	P36-0369	B46-1573		

Marca e Modello	anno costruzione	Pro-Kit fino a ca. -30 mm*	Eibach Sportline fino a ca. -50 mm**	Barre antirollio		Bilstein Sport (B6) per assetti standard AnteriorePosteriore		Bilstein Sprint (B8) per assetti ribassati fino a 50 mm AnteriorePosteriore		Kit Bilstein PSS (B14) reg. in altezza...PSS9 (B16) ...e taratura	
A6/100 Berlina Quattro tipo C4											
1.8 - 2.0 escl. cond.	12.90-4.97	15 16 240				P36-0370	BE5-2593 *	P36-0369	BE5-2593 *		
1.8 - 2.0 escl. cond.	12.90-4.97	15 16 240				P36-0370	B46-2065 ☉	P36-0369	B46-2066 ☉		
1.8 - 2.0 - 1.9TDi incl. cond.	12.90-4.97	15 16 140				P36-0370	BE5-2593 *	P36-0369	BE5-2593 *		
1.8 - 2.0 - 1.9TDi incl. cond.	12.90-4.97	15 16 140				P36-0370	B46-2065 ☉	P36-0369	B46-2066 ☉		
2.5TDi - 2.8 V6 - S4 incl. cond.	12.90-4.97	15 28 140				P36-0370	BE5-2593 *	P36-0369	BE5-2593 *		
2.5TDi - 2.8 V6 - S4 incl. cond.	12.90-4.97	15 28 140				P36-0370	B46-2065 ☉	P36-0369	B46-2066 ☉		
S6 4.2 incl. cond.	12.90-4.97	15 28 140				P36-0370	BE5-2593 *	P36-0369	BE5-2593 *		
S6 4.2 incl. cond.	12.90-4.97	15 28 140				P36-0370	B46-2065 ☉	P36-0369	B46-2066 ☉		
						* = fissaggio superiore M10 ☉ = fissaggio superiore M12					
A6/100 Avant tipo C4											
1.8 - 2.0 escl. cond.	12.90-3.98	15 17 240				P36-0370	B46-1576	P36-0369	B46-1573		
1.8 - 2.0 16V - 1.9TDi incl. cond.	12.90-3.98	15 17 140				P36-0370	B46-1576	P36-0369	B46-1573		
2.2 - 2.5TDi - 2.8 V6 incl. cond.	12.90-3.98	15 29 140				P36-0370	B46-1576	P36-0369	B46-1573		
A6/100 Avant Quattro tipo C4											
1.8 - 2.0 escl. cond.	12.90-3.98	15 21 240				P36-0370	BE5-2593 *	P36-0369	BE5-2593 *		
1.8 - 2.0 escl. cond.	12.90-3.98	15 21 240				P36-0370	B46-2065 ☉	P36-0369	B46-2066 ☉		
1.8 - 2.0 16V - 1.9TDi incl. cond.	12.90-3.98	15 21 140				P36-0370	BE5-2593 *	P36-0369	BE5-2593 *		
1.8 - 2.0 16V - 1.9TDi incl. cond.	12.90-3.98	15 21 140				P36-0370	B46-2065 ☉	P36-0369	B46-2066 ☉		
2.5TDi - 2.8 V6 - S4 incl. cond.	12.90-3.98	15 30 140				P36-0370	BE5-2593 *	P36-0369	BE5-2593 *		
2.5TDi - 2.8 V6 - S4 incl. cond.	12.90-3.98	15 30 140				P36-0370	B46-2065 ☉	P36-0369	B46-2066 ☉		
S6 4.2 incl. cond.	12.90-3.98	15 30 140				P36-0370	BE5-2593 *	P36-0369	BE5-2593 *		
S6 4.2 incl. cond.	12.90-3.98	15 30 140				P36-0370	B46-2065 ☉	P36-0369	B46-2066 ☉		
						* = fissaggio superiore M10 ☉ = fissaggio superiore M12					
A6 Berlina tipo C5											
1.8 - 1.8T - 1.9TDi escl. Tiptronic	4.97-4.00	15 58 140				B36-2079 ☉	BE3-2532	B36-2081 ☉+*	BE3-2533	HE5-8688	GM5-8874
1.8 - 1.8T - 1.9TDi con Tiptronic	4.97-4.00	15 59 140				B36-2079 ☉	BE3-2532	B36-2081 ☉+*	BE3-2533	HE5-8688	GM5-8874
2.5TDi - 2.7V6 - 2.8V6 - 3.0V6	4.97-4.00	15 59 140 #				B36-2079 ☉	BE3-2532	B36-2081 ☉+*	BE3-2533	HE5-8689	GM5-8874
# = escl. Tiptonic						☉ = utilizzare il piattello appoggio molla originale * = disponibile anche in versione rinforzata					
A6 Berlina tipo C5											
1.8 - 1.8T - 1.9TDi escl. Tiptronic	5.00-4.04	15 58 140				BE5-6508	BE5-6542	BE5-6510	BE5-6543	HE5-8688	GM5-8874
1.8 - 1.8T - 1.9TDi con Tiptronic	5.00-4.04	15 59 140				BE5-6508	BE5-6542	BE5-6510	BE5-6543	HE5-8688	GM5-8874
2.5TDi - 2.7V6 - 2.8V6 - 3.0V6	5.00-4.04	15 59 140 #				BE5-6508	BE5-6542	BE5-6510	BE5-6543	HE5-8689	GM5-8874
# = escl. Tiptonic											
A6 Berlina Quattro tipo C5											
1.8 - 1.8T - 1.9TDi escl. Tiptronic	5.97-4.00	15 61 140				B36-2079 ☉	BE5-6509	B36-2081 ☉+*	BE5-6511	HE5-8692	GM5-8868
1.8 - 1.8T - 1.9TDI con Tiptronic	5.97-4.00	15 62 140				B36-2079 ☉	BE5-6509	B36-2081 ☉+*	BE5-6511	HE5-8692	GM5-8868
2.5TDi - 2.7V6 - 2.8V6 - 3.0V6	5.97-4.00	15 62 140 #				B36-2079 ☉	BE5-6509	B36-2081 ☉+*	BE5-6511	HE5-8693	GM5-8868
# = escl. Tiptonic						☉ = utilizzare il piattello appoggio molla originale * = disponibile anche in versione rinforzata					
A6 Berlina Quattro tipo C5											
1.8 - 1.8T -1.9TDi escl. Tiptronic	5.00-4.04	15 61 140				BE5-6508	BE5-6509	BE5-6510	BE5-6511	HE5-8692	GM5-8868
1.8 - 1.8T -1.9TDi con Tiptronic	5.00-4.04	15 62 140				BE5-6508	BE5-6509	BE5-6510	BE5-6511	HE5-8692	GM5-8868
2.5TDi - 2.7V6 - 2.8V6 - 3.0V6	5.00-4.04	15 62 140 #				BE5-6508	BE5-6509	BE5-6510	BE5-6511	HE5-8693	GM5-8868
# = escl. Tiptonic											

Marca e Modello	anno costruzione	Pro-Kit fino a ca. -30 mm*	Eibach Sportline fino a ca. -50 mm**	Barre antirollio		Bilstein Sport (B6) per assetti standard AnteriorePosteriore		Bilstein Sprint (B8) per assetti ribassati fino a 50 mm AnteriorePosteriore		Kit Bilstein PSS (B14) reg. in altezza...PSS9 (B16) ...e taratura	
A6 Avant tipo C5											
1.8 - 1.8T - 1.9TDi escl. Tiptronic	4.97-4.00	15 63 140				B36-2079 ©	BE3-2699	B36-2081 ©+*	BE3-2700	HE5-8690	GM5-8874
1.8 - 1.8T - 1.9TDi con Tiptronic	4.97-4.00	15 64 140				B36-2079 ©	BE3-2699	B36-2081 ©+*	BE3-2700	HE5-8690	GM5-8874
2.5TDi - 2.7V6 - 2.8V6 - 3.0V6	4.97-4.00	15 64 140 #				B36-2079 ©	BE3-2699	B36-2081 ©+*	BE3-2700	HE5-8691	GM5-8874
# = escl. Tiptronic						© = utilizzare il piattello appoggio molla originale * = disponibile anche in versione rinforzata					
A6 Avant tipo C5											
1.8 - 1.8T - 1.9TDi escl. Tiptronic	5.00-1.05	15 63 140				BE5-6508	BE5-6544	BE5-6510	BE5-6545	HE5-8690	GM5-8874
1.8 - 1.8T - 1.9TDi con Tiptronic	5.00-1.05	15 64 140				BE5-6508	BE5-6544	BE5-6510	BE5-6545	HE5-8690	GM5-8874
2.5TDi - 2.7V6 - 2.8V6 - 3.0V6	5.00-1.05	15 64 140 #				BE5-6508	BE5-6544	BE5-6510	BE5-6545	HE5-8691	GM5-8874
# = escl. Tiptronic											
A6 Avant Quattro tipo C5											
1.8 - 1.8T -1.9TDi escl. Tiptronic	4.98-4.00	15 65 140				B36-2079 ©	BE5-6509	B36-2081 ©+*	BE5-6511	HE5-8694	GM5-8868
1.8 - 1.8T -1.9TDi con Tiptronic	4.98-4.00	15 66 140				B36-2079 ©	BE5-6509	B36-2081 ©+*	BE5-6511	HE5-8694	GM5-8868
2.5TDi - 2.7V6 - 2.8V6 - 3.0V6	4.98-4.00	15 66 140 #				B36-2079 ©	BE5-6509	B36-2081 ©+*	BE5-6511	HE5-8695	GM5-8868
# = escl. Tiptronic						© = utilizzare il piattello appoggio molla originale * = disponibile anche in versione rinforzata					
A6 Avant Quattro tipo C5											
1.8 - 1.8T - 1.9TDi escl. Tiptronic	5.00-2.05	15 65 140				BE5-6508	BE5-6509	BE5-6510	BE5-6511	HE5-8694	GM5-8868
1.8 - 1.8T - 1.9TDi con Tiptronic	5.00-2.05	15 66 140				BE5-6508	BE5-6509	BE5-6510	BE5-6511	HE5-8694	GM5-8868
2.5TDi - 2.7V6 - 2.8V6 - 3.0V6	5.00-2.05	15 66 140 #				BE5-6508	BE5-6509	BE5-6510	BE5-6511	HE5-8695	GM5-8868
# = escl. Tiptronic											
A6 Berlina e Avant Quattro S6 tipo C5											
S6	4.98-4.00					B36-2079 ©	BE5-6509	B36-2081M1 ©	BE5-6511	HE5-8693	GM5-8868
S6	5.00>					BE5-6508	BE5-6509	BE5-6510	BE5-6511	HE5-8693	GM5-8868
						© = utilizzare il piattello appoggio molla originale					
A6 Berlina 2WD (4F)											
2.0T FSI - 2.4 - 3.0 - 3.2FSi - 2.0TDI	5.04>	10 15 008 01 22				VE3-B628	BE5-B629	VE3-B630	BE5-B631	HE5-B657	GM5-B654
2.7 TDI	11.04>	10 15 008 04 22				VE3-B628	BE5-B629	VE3-B630	BE5-B631	HE5-B657	GM5-B654
A6 Berlina 4WD (4F)											
2.4 - 3.0 - 3.2FSi	5.04>	10 15 008 02 22				VE3-B628	BE5-B629	VE3-B630	BE5-B631	HE5-B657	GM5-B654
4.2 - 3.0TDI	5.04>	10 15 008 03 22				VE3-B628	BE5-B629	VE3-B630	BE5-B631	HE5-B657	GM5-B654
A6 Avant 2WD (4F)											
2.0T FSI - 2.4 - 3.0 - 3.2FSi - 2.0TDI	2.05>	10 15 008 05 22				VE3-B628	BE5-B629	VE3-B630	BE5-B631	HE5-B657	GM5-B654
2.7 TDI	2.05>	10 15 008 06 22				VE3-B628	BE5-B629	VE3-B630	BE5-B631	HE5-B657	GM5-B654
A6 Avant Quattro (4F)											
2.4 - 3.0 - 3.2FSi	3.05>	10 15 008 07 22				VE3-B628	BE5-B629	VE3-B630	BE5-B631	HE5-B657	GM5-B654
4.2 - 2.7TDI - 3.0TDI	3.05>	10 15 008 08 22				VE3-B628	BE5-B629	VE3-B630	BE5-B631	HE5-B657	GM5-B654

AUDI (segue)

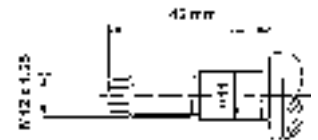
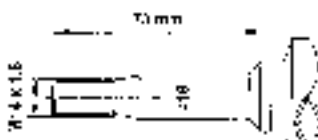
Marca e Modello	anno costruzione	Pro-Kit fino a ca. -30 mm*	Eibach Sportline fino a ca. -50 mm**	Barre antirollio		Bilstein Sport (B6) per assetti standard AnteriorePosteriore	Bilstein Sprint (B8) per assetti ribassati fino a 50 mm AnteriorePosteriore	Kit Bilstein PSS (B14) reg. in altezza...	PSS9 (B16) ...e taratura
A8									
3.7i - 4.2 (incl. 4WD) escl. autoliv. e Tip Tronic	6.94-4.00	15 33 140				BE3-2609BE5-2616			
2.5TDi - 2.8V6 (incl. 4WD) escl.autoliv. e Tip Tronic	97-4.00	15 33 240				BE3-2609BE5-2616			
3.7i - 4.2 (incl. 4WD) escl.autoliv. e Tip Tronic	5.00>	15 33 140				BE5-6678BE5-2616			
2.5TDi - 2.8V6 (incl. 4WD) escl.autoliv. e Tip Tronic	5.00>	15 33 240				BE5-6678BE5-2616			
3.3TDI (incl. 4WD) escl.autoliv. e Tip Tronic	5.00>					BE5-6678BE5-2616			
100									
Tipo 44 escl. Quattro	10.82-90					P36-0370B46-0130			
Quattro tipo 44Q	84-90					P36-0370B46-2065	P36-0369B46-2066		
100 Avant									
Tipo 44 escl. Quattro	82-91					P36-0370B46-0130			
Quattro tipo 44Q	84-90					P36-0370B46-2065	P36-0369B46-2066		
200 Berlina									
Tipo 44 escl. Quattro	79-82					P36-0370B46-1576	P36-0369B46-1573		
Tipo 44 escl. Quattro	83-91					P36-0370B46-1576	P36-0369B46-1573		
Quattro tipo 44Q	84-91					P36-0370BE5-2593 *	P36-0369BE5-2593 *		
Quattro tipo 44Q	84-91					P36-0370B46-2065 ©	P36-0369B46-2066 ©		
						* = fissaggio superiore M10 © = fissaggio superiore M12			
200 Avant									
Quattro tipo 44Q	84-90					P36-0370BE5-2593 *	P36-0369BE5-2593 *		
Quattro tipo 44Q	84-90					P36-0370B46-2065 ©	P36-0369B46-2066 ©		
						* = fissaggio superiore M10 © = fissaggio superiore M12			
BMW									
Serie 1 E87									
116i - 120i	9.04>	10 20 013 01 22	20 20 013 01 22	40 20 013 01 11		VE3-B590sx/B591dxBE5-B592	VE3-B593sx/B594dxBE5-B595	HE5-B583	GM5-B579
118d - 120d	9.04>	10 20 013 02 22	20 20 013 02 22	40 20 013 01 11		VE3-B590sx/B591dxBE5-B592	VE3-B593sx/B594dxBE5-B595	HE5-B583	GM5-B579
Serie 3 E21									
315 - 318i (modelli 4 cil.)	>10.82					P30-0121B46-0612			
320 - 323i (modelli 6 cil.)	>10.82					P36-0223B46-0612			
Serie 3 E30 Berlina									
316 - 318i IS escl.assetto sportivo	11.82-12.90	20 03 240		20 03 320		P30-0128 ©B36-2028	P30-0334 ©B36-2027		
316 - 318i IS incl.assetto sportivo	11.82-12.90	20 03 240		20 03 320		P36-0136 *B36-2028	P36-0335 *B36-2027		
320i escl. assetto sportivo	11.82-10.88	20 03 140		20 03 320		P30-0128 ©B36-2028	P30-0334 ©B36-2027		
320i escl. assetto sportivo	11.88-12.90	20 19 140		20 03 320		P30-0128 ©B36-2028	P30-0334 ©B36-2027		
320i incl. assetto sportivo	11.82-10.88	20 03 140		20 03 320		P36-0136 *B36-2028	P36-0335 *B36-2027		
320i incl. assetto sportivo	11.88-12.90	20 19 140		20 03 320		P36-0136 *B36-2028	P36-0335 *B36-2027		
323i - 325i - 324D/TD	11.82-10.88	20 03 140		20 03 320		P36-0136B36-2028	P36-0335B36-2027		
320iS - 325i - 325D/TD	11.88-12.90	20 19 140		20 03 320		P36-0136B36-2028	P36-0335B36-2027		
316 fino 325i con M-Technik	85-90			20 03 320			P30-0138 #B36-0738		
						© = per montanti con ø esterno 45 mm * = per montanti con ø esterno 51 mm # = fornita coppia di ghiere per montanti ø 45 e ø 51mm			

BMW

Marca e Modello	anno costruzione	Pro-Kit fino a ca. -30 mm*	Eibach Sportline fino a ca. -50 mm**	Barre antirollio		Bilstein Sport (B6) per assetti standard AnteriorePosteriore		Bilstein Sprint (B8) per assetti ribassati fino a 50 mm AnteriorePosteriore		Kit Bilstein PSS (B14) reg. in altezza...PSS9 (B16) ...e taratura	
Serie 3 E30 Touring											
316i - 318i	89-94			20 03 320		P36-0332	B36-1423				
320i - 325i - 324TD	88-94	20 12 140		20 03 320		P36-0332	B36-1423				
Serie 3 E30 Cabrio											
318i	11.90-5.93	20 10 240		20 03 320		P30-0128 ©	B36-2028	P30-0334 ©	B36-2027		
320i	5.86-5.93	20 10 140		20 03 320		P30-0128 ©	B36-2028	P30-0334 ©	B36-2027		
325i	5.86-5.93	20 10 140		20 03 320		P36-0136 *	B36-2028	P36-0335 *	B36-2027		
						© = per montanti con ø esterno 45 mm * = per montanti con ø esterno 51 mm					
Serie 3 E30 4WD											
325ix	86-91					P36-0251	B36-2028				
M3 E30											
tutti modelli	87-90	20 17 140		20 03 320				P36-0335	B36-2027		
Serie 3 E36 Berlina											
316 - 318i - 318is incl. M-Tech	12.90-10.91	20 21 240	20 20 004 01 22	20 21 320		V36-0379sx/0380dx#	B36-1525	V36-0381sx/0382dx#	B36-1526		
316 - 318i - 318is incl. M-Tech	10.91-5.92	20 21 240	20 20 004 01 22	20 21 321		V36-0379sx/0380dx#	B36-1525	V36-0381sx/0382dx#	B36-1526		
316 - 318i - 318is incl. M-Tech amm.bitubo	6.92-3.98	20 21 240	20 20 004 01 22	20 21 321		V36-4007sx/4008dx©	B36-1525	V36-4009sx/4010dx©	B36-1526	HE5-8033	GM5-8034
316 - 318i - 318is incl. M-Tech amm.monot.	6.92-3.98	20 21 240	20 20 004 01 22	20 21 321		VE3-4400sx/4401dx©	BE5-2724	VE3-4402sx/4403dx©	BE5-2725	HE5-8033	GM5-8034
320i - 325i - 325TD incl. M-Tech	12.90-10.91	20 21 140		20 21 320		V36-0367sx/0368dx*	B36-1525	V36-0369sx/0370dx*	B36-1526		
320i - 325i - 325TD incl. M-Tech	10.91-5.92	20 21 140		20 21 321		V36-0367sx/0368dx*	B36-1525	V36-0369sx/0370dx*	B36-1526		
318TDS - 320i - 325i - 325TDS - 328i incl. M-Tech amm.bitubo	6.92-3.98	20 33 140	20 20 004 02 22	20 21 321		V36-4007sx/4008dx©	B36-1525	V36-4009sx/4010dx©	B36-1526	HE5-8033	GM5-8034
318TDS - 320i - 325i - 325TDS - 328i incl. M-Tech amm.monot.	6.92-3.98	20 33 140	20 20 004 02 22	20 21 321		VE3-4400sx/4401dx©	BE5-2724	VE3-4402sx/4403dx©	BE5-2725	HE5-8033	GM5-8034
						# = perno superiore ø14mm x 40mm * = perno superiore ø16mm x 69mm © = perno superiore ø14mm x 45mm					
Serie 3 E36 Coupé											
316 - 318i Coupé incl. M-Tech amm.bitubo	6.92-3.98	20 21 240	20 20 004 01 22	20 21 321		V36-4007sx/4008dx©	B36-1525	V36-4009sx/4010dx©	B36-1526	HE5-8033	GM5-8034
316 - 318i Coupé incl. M-Tech amm.monot.	6.92-3.98	20 21 240	20 20 004 01 22	20 21 321		VE3-4400sx/4401dx©	BE5-2724	VE3-4402sx/4403dx©	BE5-2725	HE5-8033	GM5-8034
318is - 318TDS Coupé incl. M-Tech amm.bitubo	6.92-3.98	20 33 140	20 20 004 02 22	20 21 321		V36-4007sx/4008dx©	B36-1525	V36-4009sx/4010dx©	B36-1526	HE5-8033	GM5-8034
318is - 318TDS Coupé incl. M-Tech amm.monot.	6.92-3.98	20 33 140	20 20 004 02 22	20 21 321		VE3-4400sx/4401dx©	BE5-2724	VE3-4402sx/4403dx©	BE5-2725	HE5-8033	GM5-8034
320i-320is-323i-325i-325TDS-328i incl. M-Tech amm.bitubo	6.92-3.98	20 33 140	20 20 004 02 22	20 21 321		V36-4007sx/4008dx©	B36-1525	V36-4009sx/4010dx©	B36-1526	HE5-8033	GM5-8034
320i-320is-323i-325i-325TDS-328i incl. M-Tech amm.monot.	6.92-3.98	20 33 140	20 20 004 02 22	20 21 321		VE3-4400sx/4401dx©	BE5-2724	VE3-4402sx/4403dx©	BE5-2725	HE5-8033	GM5-8034
						© = perno superiore ø14mm x 45mm					
M3 E36											
3.0 Berlina - Coupé	3.93-12.95	20 41 140		20 33 320		VE3-4237sx/4238dx	BE5-2453	VE3-4237sx/4238dx	BE5-2453		GM5-8845©
3.2 Berlina - Coupé e Cabrio	96-00	20 59 140		20 33 320		VE3-4237sx/4238dx	BE5-2453	VE3-4237sx/4238dx	BE5-2453		GM5-8845©
3.0 Cabrio escl. 3.2	4.94-01	20 47 140		20 21 321		VE3-4237sx/4238dx	BE5-2453	VE3-4237sx/4238dx	BE5-2453		
						© = escl. Cabrio					

Marca e Modello	anno costruzione	Pro-Kit fino a ca. -30 mm*	Eibach Sportline fino a ca. -50 mm**	Barre antirollio		Bilstein Sport (B6) per assetti standard AnteriorePosteriore		Bilstein Sprint (B8) per assetti ribassati fino a 50 mm AnteriorePosteriore		Kit Bilstein PSS (B14) reg. in altezza...PSS9 (B16) ...e taratura	
Serie 3 E36 Touring											
316i -318i amm.bitubo	5.95-00	20 52 140	20 20 004 03 22	20 21 321		V36-4007sx/4008dx©	B36-1525	V36-4009sx/4010dx©	B36-1526	HE5-8033	GM5-8034
316i -318i amm.monotubo	5.95-00	20 52 140	20 20 004 03 22	20 21 321		VE3-4400sx/4401dx©	BE5-2724	VE3-4402sx/4403dx©	BE5-2725	HE5-8033	GM5-8034
318TDS - 320i - 323i - 325TDS - 328i amm. bitubo	5.95-00	20 50 140	20 20 004 04 22	20 21 321		V36-4007sx/4008dx©	B36-1525	V36-4009sx/4010dx©	B36-1526	HE5-8033	GM5-8034
318TDS - 320i - 323i - 325TDS - 328i amm. monotubo	5.95-00	20 50 140	20 20 004 04 22	20 21 321		VE3-4400sx/4401dx©	BE5-2724	VE3-4402sx/4403dx©	BE5-2725	HE5-8033	GM5-8034
						© = perno superiore ø14mm x 45mm					
Serie 3 E36 Cabrio											
316ti -318i amm.bitubo	2.94-4.99	20 43 140	20 20 004 05 22	20 21 321		V36-4007sx/4008dx©	B36-1525	V36-4009sx/4010dx©	B36-1526	HE5-8033	GM5-8034
316ti -318i amm.monotubo	2.94-4.99	20 43 140	20 20 004 05 22	20 21 321		VE3-4400sx/4401dx©	BE5-2724	VE3-4402sx/4403dx©	BE5-2725	HE5-8033	GM5-8034
320i - 325i - 328i amm.bitubo	3.93-4.99	20 42 140	20 20 004 06 22	20 21 321		V36-4007sx/4008dx©	B36-1525	V36-4009sx/4010dx©	B36-1526	HE5-8033	GM5-8034
320i - 325i - 328i amm.monotubo	3.93-4.99	20 42 140	20 20 004 06 22	20 21 321		VE3-4400sx/4401dx©	BE5-2724	VE3-4402sx/4403dx©	BE5-2725	HE5-8033	GM5-8034
						© = perno superiore ø14mm x 45mm					
E36 Compact											
316i - 318ti amm.bitubo	4.94-5.01	20 44 140	20 20 004 07 22	20 44 320		V36-4007sx/4008dx©	B36-2028	V36-4009sx/4010dx©	B36-2027	HE5-8039	GM5-8040
316i - 318ti amm.monotubo	4.94-5.01	20 44 140	20 20 004 07 22	20 44 320		VE3-4400sx/4401dx©	B36-2028	VE3-4402sx/4403dx©	B36-2027	HE5-8039	GM5-8040
318tds - 323ti amm.bitubo	5.95-5.01	20 51 140	20 20 004 08 22	20 44 320		V36-4007sx/4008dx©	B36-2028	V36-4009sx/4010dx©	B36-2027	HE5-8039	GM5-8040
318tds - 323ti amm.monotubo	5.95-5.01	20 51 140	20 20 004 08 22	20 44 320		VE3-4400sx/4401dx©	B36-2028	VE3-4402sx/4403dx©	B36-2027	HE5-8039	GM5-8040
						© = perno superiore ø14mm x 45mm					
Serie 3 E46 Berlina											
316i - 318i	4.98-3.05	20 66 140	20 20 001 01 22	20 66 320		VE3-B504sx/B505dx	BE3-2697	VE3-B506sx/B507dx	BE3-2698	HE5-8035	GM5-8036
318d - 320i - 320d - 323i - 325i - 328i - 330i	4.98-3.05	20 67 140	20 20 001 03 22	20 66 320		VE3-B504sx/B505dx	BE3-2697	VE3-B506sx/B507dx	BE3-2698	HE5-8035	GM5-8036
330d	3.00-3.05	10 20 001 01 22		20 66 320		VE3-B504sx/B505dx	BE3-2697	VE3-B506sx/B507dx	BE3-2698	HE5-8035	GM5-8036
Serie 3 E46 Touring											
316i - 318i	9.99-9.05	20 66 140	20 20 001 04 22	20 66 320		VE3-B504sx/B505dx	BE3-2697	VN7-5303sx/5304dx	BE3-2698	HE5-8035	GM5-8036
318d - 320i - 320d - 323i - 325i - 328i - 330i	9.99-9.05	20 67 140	20 20 001 03 22	20 66 320		VE3-B504sx/B505dx	BE3-2697	VN7-5303sx/5304dx	BE3-2698	HE5-8035	GM5-8036
330d	3.00-9.05	10 20 001 01 22		20 66 320		VE3-B504sx/B505dx	BE3-2697	VN7-5303sx/5304dx	BE3-2698	HE5-8035	GM5-8036
Serie 3 E46 Coupé											
318ci - 320ci	4.98>	20 66 140	20 20 001 01 22	20 66 320		VE3-B504sx/B505dx	BE3-2697	VE3-B506sx/B507dx	BE3-2698	HE5-8035	GM5-8036
323ci - 325ci - 328ci - 330ci - 320cd	4.98>	20 67 140	20 20 001 03 22	20 66 320		VE3-B504sx/B505dx	BE3-2697	VE3-B506sx/B507dx	BE3-2698	HE5-8035	GM5-8036
330cd	4.99>	10 20 001 01 22		20 66 320		VE3-B504sx/B505dx	BE3-2697	VE3-B506sx/B507dx	BE3-2698	HE5-8035	GM5-8036
Serie 3 E46 Cabrio											
318ci	4.98>	20 66 140		20 66 320		VE3-B504sx/B505dx	BE3-2697	VE3-B506sx/B507dx	BE3-2698	HE5-8035	GM5-8036
320ci - 323ci - 325ci - 328ci - 330ci - 320cd	4.98>	20 67 140		20 66 320		VE3-B504sx/B505dx	BE3-2697	VE3-B506sx/B507dx	BE3-2698	HE5-8035	GM5-8036
330cd	3.00>	10 20 001 01 22		20 66 320		VE3-B504sx/B505dx	BE3-2697	VE3-B506sx/B507dx	BE3-2698	HE5-8035	GM5-8036
E 46 Compact											
Modelli 4 cil. Benzina	6.01>	10 20 001 08 22	20 20 001 04 22	40 20 001 02 11		VE3-B506sx/B507dx	BE3-2697	VN7-5170sx/5171dx	BE3-6757		GM5-8843
Modelli 6 cil. Benzina + 4 cil. Diesel	6.01>	10 20 001 09 22	20 20 001 02 22	40 20 001 02 11		VE3-B506sx/B507dx	BE3-2697	VN7-5170sx/5171dx	BE3-6757		GM5-8843

[illegible]

Marca e Modello	anno costruzione	Pro-Kit fino a ca. -30 mm*	Eibach Sportline fino a ca. -50 mm**	Barre antirollio		Bilstein Sport (B6) per assetti standard AnteriorePosteriore	Bilstein Sprint (B8) per assetti ribassati fino a 50 mm AnteriorePosteriore	Kit Bilstein PSS (B14) reg. in altezza...PSS9 (B16) ...e taratura	
Serie 5 E34 Touring									
518i 520i (incl. 24V) escl. autoliv. escl. M-Tech	9.91-97	20 14 140		20 13 320		P36-3023 ▣B46-1221 #	P36-3020 ▣B46-1486 #		
518i 520i (incl. 24V) incl. autoliv. escl. M-Tech	9.91-97	20 25 140		20 13 320		P36-3023 ▣P36-3020 ▣			
520i (incl. 24V) escl. autoliv. incl. M-Tech	9.91-97	20 14 140		20 13 320		P36-3022 °B46-1221 #	P36-3019 °B46-1486 #		
520i (incl. 24V) incl.autoliv. incl. M-Tech	9.91-97	20 25 140		20 13 320		P36-3022 °	P36-3019 °		
525i incl. 24V escl.autoliv. escl. M-Tech	9.91-9.92	20 14 140		20 13 320		P36-3022 °B46-1221 #	P36-3019 °B46-1486 #		
525i incl. 24V incl.autoliv. escl. M-Tech	9.91-9.92	20 25 140		20 13 320		P36-3022 °	P36-3019 °		
525i incl. 24V escl. autoliv. escl. M-Tech	10.92-97	20 14 140		20 13 320		P36-3023 ▣B46-1221 #	P36-3020 ▣B46-1486 #		
525i incl. 24V incl. autoliv. escl. M-Tech	10.92-97	20 25 140		20 13 320		P36-3023 ▣	P36-3023 ▣		
525i incl. 24V escl.autoliv. incl. M-Tech	9.91-97	20 14 140		20 13 320		P36-3022 °B46-1221 #	P36-3019 °B46-1486 #		
525i incl. 24V incl. autoliv. incl. M-Tech	9.91-97	20 25 140		20 13 320		P36-3022 °	P36-3019 °		
524td - 530i - 535i escl. M-Tech	9.91-97	20 13 140 #		20 13 320		P36-3022 °B46-1221 #	P36-3019 °B46-1486 #	<div>©= fissaggio superiore ø14 mm x 46 mm</div> 	
524td - 530i - 535i incl. M-Tech	9.91-97	20 13 140 #		20 13 320		P36-3022 ©B46-1221 #	P36-3019 °B46-1486 #		
525td - 525tds escl. autoliv.	9.91-97	20 13 140		20 13 320		P36-3022 ©B46-1221 #	P36-3019 ©B46-1486 #		
525td - 525tds incl. autoliv.	9.91-97	20 25 240		20 13 320		P36-3022 ©	P36-3019 ©		
530i - 540i incl. 24V escl. autoliv. escl. M-Tech	7.92-97	20 39 240				P36-3022 ©B46-1221 #	P36-3019 ©B46-1486 #	<div>°= fissaggio superiore ø16 mm x 73 mm</div> 	
530i - 540i incl. 24V incl. autoliv. escl. M-Tech	7.92-97					P36-3022 ©	P36-3019 ©		
530i - 540i incl. 24V escl. autoliv. incl. M-Tech	7.92-97	20 39 240				P36-3022 ©B46-1221 #	P36-3019 ©B46-1486 #		
530i - 540i incl. 24V incl. autoliv. incl. M-Tech	7.92-97					P36-3022 ©	P36-3019 ©		
# = escl. autolivellante						# = escl. autolivellante			
Serie 5 E39 Berlina									
520i - 520d - 523i - 528i - 530i escl. EDC e M-Tech	11.95-5.03	20 53 140 ©	20 20 005 01 22 ©	20 53 320 ©		VN3-4438BE5-2828 ©	VN3-4439BE5-2829 ©	HE5-A076 ©GM5-A469 ©	
525tds escl. EDC e M-Tech	11.95-5.03	20 69 140 ©	20 20 005 01 22 ©	20 53 320 ©		VN3-4438BE5-2828 ©	VN3-4439BE5-2829 ©	HE5-A076 ©GM5-A469 ©	
530d escl. EDC e M-Tech	99-5.03	20 69 140 ©		20 53 320 ©		VN3-4438BE5-2828 ©	VN3-4439BE5-2829 ©	HE5-A076 ©GM5-A469 ©	
535i - 540i escl. EDC e M-Tech	4.96-5.03	20 54 140 ©		20 54 320 ©		VN3-4440BE5-2828 ©	VN3-4441BE5-2829 ©	HE5-B126 ©GM5-A455 ©	
M5	10.98>							HE5-B126 ©GM5-A455 ©	
© = escl. sosp. pneum.						© = escl. sosp. pneum.			

Marca e Modello	anno costruzione	Pro-Kit fino a ca. -30 mm*	Eibach Sportline fino a ca. -50 mm**	Barre antirollio		Bilstein Sport (B6) per assetti standard AnteriorePosteriore		Bilstein Sprint (B8) per assetti ribassati fino a 50 mm AnteriorePosteriore		Kit Bilstein PSS (B14) reg. in altezza...PSS9 (B16) ...e taratura	
Serie 5 E39 Touring											
520i - 520d - 523i - 528i - 530i escl. Sosp. pneum., EDC e M-Tech	3.97-06.04	20 61 140		20 53 310		VN3-4438	BE5-6061	VN3-4439	BE5-6061		
525tds escl. sosp. pneum. post. escl. EDC e M-Tech	3.97-06.04	20 70 140		20 53 310		VN3-4438	BE5-6061	VN3-4439	BE5-6061		
530d escl. sosp. pneum. post. escl. EDC e M-Tech	3.97-06.04	20 70 140		20 53 310		VN3-4438	BE5-6061	VN3-4439	BE5-6061		
535i - 540i escl. sosp. pneum. post. escl. EDC e M-Tech	3.97-06.04					VN3-4440	BE5-6061	VE3-B865	BE5-6061		
520i - 520d - 523i - 528i - 530i incl. sosp. pneum. escl. EDC e M-Tech	3.97-06.04	20 64 120		20 53 310		VN3-4438	BE5-6096	VN3-4439	BE5-6096		
525tds incl. sosp. pneum. post. escl. EDC e M-Tech	3.97-06.04	20 71 120		20 53 310		VN3-4438	BE5-6096	VN3-4439	BE5-6096		
530d incl. sosp. pneum. post. escl. EDC e M-Tech	3.97-06.04	20 71 120		20 53 310		VN3-4438	BE5-6096	VN3-4439	BE5-6096		
535i - 540i incl. sosp. pneum. post. escl. EDC e M-Tech	3.97-06.04	20 65 120				VN3-4440	BE5-6096	VE3-B865	BE5-6096		
Serie 5 E60 Berlina (escl. sosp. pneumatica)											
520i - 523i - 525i -530i - 520d	6.03>	10 20 011 01 22	20 20 011 01 22	40 20 011 01 11		VE3-A963	BE5-A964	VE3-A965	BE5-A966	HE5-B116	GM5-B119
525d - 530d - 535d	6.03>	10 20 011 02 22	20 20 011 02 22	40 20 011 01 11		VE3-A963	BE5-A964	VE3-A965	BE5-A966	HE5-B116	GM5-B119
540i - 545i - 550i	6.03>	10 20 011 03 22	20 20 011 02 22	40 20 011 01 11						HE5-B116	GM5-B119
560L	6.03>					VE3-A963	BE5-A964	VE3-A965	BE5-A966	HE5-B116	GM5-B119
M5 5.0 V10	6.05>	10 20 011 06 22									
Serie 5 E61 Touring											
520i - 523i - 525i - 530i - 520d	6.04>	10 20 011 04 20				VE3-A963	BE5-C070	VE3-A965	BE5-C070		
545i - 550i - 525d - 530d - 535d	6.04>	10 20 011 05 20				VE3-A963	BE5-C070	VE3-A965	BE5-C070		
Serie 6 E63 Coupè											
630ci	9.04>	10 20 012 04 22				VE3-A965	BE5-B270	VE3-B271	BE5-B272	GM5-C395	
645ci - 650ci	1.03>	10 20 012 01 22				VE3-A965	BE5-B270	VE3-B271	BE5-B272	GM5-C395	
M6	7.05>	10 20 012 03 22									
Serie 6 E64 Cabrio											
630ci Cabrio	9.04>	10 20 012 05 22				VE3-A965	BE5-B270	VE3-B271	BE5-B272	GM5-C395	
645ci Cabrio - 650ci Cabrio	4.04>	10 20 012 02 22				VE3-A965	BE5-B270	VE3-B271	BE5-B272		
Serie 7 E32 Berlina											
730i - 735i	9.86-2.88					P36-0258	B46-1148 ©				
730i - 735i	3.88-7.90	20 16 140 ©				P36-0353	B46-1148 ©				
730i - 735i	8.90-6.94	20 16 140 ©				P36-0368	B46-1148 ©	P36-0361	B46-1527 ©		
730i - 740i	10.92-6.94	20 37 140 ©				P36-0368	B46-1148 ©	P36-0361	B46-1527 ©		
750i - 750il	1.88-7.90	20 15 140									
750i - 750il	8.90-6.94	20 15 140				P36-0368	B46-1148 ©	P36-0361	B46-1527 ©		
© = escl. autolivellante						© = escl. autolivellante					

Marca e Modello	anno costruzione	Pro-Kit fino a ca. -30 mm*	Eibach Sportline fino a ca. -50 mm**	Barre antirollio		Bilstein Sport (B6) per assetti standard AnteriorePosteriore		Bilstein Sprint (B8) per assetti ribassati fino a 50 mm AnteriorePosteriore		Kit Bilstein PSS (B14) reg. in altezza...PSS9 (B16) ...e taratura	
Serie 7 E38 Berlina											
728i - 725tds - 730d escl. autoliv.	4.96-9.01					VE3-4169sx/4170dx	B46-2138	VE3-4169sx/4170dx	B46-2138		
728i - 725tds - 730d incl. autoliv.	4.96-9.01					VE3-4169sx/4170dx		VE3-4169sx/4170dx			
730i - 740i escl. autoliv.	6.94-9.01	20 48 140				VE3-4169sx/4170dx	B46-2138	VE3-4169sx/4170dx	B46-2138		
730i - 740i - 750i incl. autoliv.	3.95-9.01	20 49 140				VE3-4169sx/4170dx		VE3-4169sx/4170dx			
Serie 7 E65 Berlina											
735i - 740i - 745i - 750i - 730d	11.01>	10 20 006 01 22									
740d - 745d escl. sosp.pneum.	10.02>	10 20 006 03 22									
735i - 740i - 740Li - 745i - 745Li											
750i - 750Li - 730d con sosp. pneum.	10.02>	10 20 006 05 20									
740d - 745d - 760i - 760Li											
con sosp. pneumatica	10.02>	10 20 006 04 20									
Serie 8 E31 Berlina											
850 - 850i	90>	20 22 140				PE3-B009	BE5-A809				
Z1											
tutti modelli	89-9.90	20 20 140									
Z3 Cabrio											
1.8 - 1.9 - 2.0 (escl. M-Roadster)											
amm. ant. bitubo	4.96>	20 65 140		20 44 320		V36-4009sx/4010dx	BE3-2386	V36-4009sx/4010dx	BE3-2386		
1.8 - 1.9 - 2.0 (escl. M-Roadster)											
amm. ant. monotubo	4.96>	20 65 140		20 44 320		VE3-4402sx/4403dx	BE3-2386	VE3-4402sx/4403dx	BE3-2386		
2.2 - 2.8 -3.0 (escl. M-Roadster)											
amm. ant. bitubo	8.97>	20 62 140		20 44 320		V36-4009sx/4010dx	BE3-2386	V36-4009sx/4010dx	BE3-2386		
2.2 - 2.8 - 3.0 (escl. M-Roadster)											
amm. ant. monotubo	8.97>	20 62 140		20 44 320		VE3-4402sx/4403dx	BE3-2386	VE3-4402sx/4403dx	BE3-2386		
M-Roadster 3.2	97>	20 60 240		20 60 320		VE3-4393sx/4394dx	BE5-2718	VE3-4404sx/4405dx	BE5-2730		
Z3 Coupé											
2.8i - 3.0i (escl. M-Roadster)											
amm. ant. bitubo	98>	20 68 140		20 44 320		V36 4009sx/4010dx	BE3-2817	V36 4009sx/4010dx	BE3-2817		
2.8 - 3.0i (escl. M-Roadster)											
amm. ant. monotubo	98>	20 68 140		20 44 320		VE3 4402sx/4403dx	BE3-2817	VE3 4402sx/4403dx	BE3-2817		
M 3.2	97>	20 60 240		20 60 320		VE3 4393sx/4394dx	BE5-2718	VE3 4404sx/4405dx	BE5-2730		
Z4											
2.0i 4 cil.	5.05>	10 20 010 03 22				VN7-A488sx/A489dx	BE3-A490	VN7-A491sx/A492dx	BE3-A493		GM5-A473
2.2i - 2.5i - 3.0i	3.03>	10 20 010 01 22				VN7-A488sx/A489dx	BE3-A490	VN7-A491sx/A492dx	BE3-A493		GM5-A473
BMW X3											
2.0d - 2.5i - 3.0i - 3.0d escl. sosp. pneum.	1.04>	10 20 009 04 22				VE3-B456sx/B457dx	BE5-B458				
BMW X5											
3.0i escl. sosp. pneum.	5.01>	10 20 009 01 22		40 20 009 01 11		VE3-A742sx/A743dx	BE5-A744	VE3-A742sx/A743dx	BE5-A744		
3.0i incl. sosp. pneum.	5.01>	10 20 009 06 20		40 20 009 01 11		VE3-A742sx/A743dx		VE3-A742sx/A743dx			
3.0d escl. sosp. pneum.	5.01>	10 20 009 02 22		40 20 009 01 11		VE3-A742sx/A743dx	BE5-A744	VE3-A742sx/A743dx	BE5-A744		
3.0d, 4.4i, 4.6si incl. sosp. pneum.	5.01>	10 20 009 03 20		40 20 009 01 11		VE3-A742sx/A743dx		VE3-A742sx/A743dx			
4.4i, 4.6si escl. sosp. pneum.	5.01>	10 20 009 02 22		40 20 009 01 11		VE3-A742sx/A743dx	BE5-A744	VE3-A742sx/A743dx	BE5-A744		

CHRYSLER

Marca e Modello	anno costruzione	Pro-Kit fino a ca. -30 mm*	Eibach Sportline fino a ca. -50 mm**	Barre antirollio		Bilstein Sport (B6) per assetti standard AnteriorePosteriore	Bilstein Sprint (B8) per assetti ribassati fino a 50 mm AnteriorePosteriore	Kit Bilstein PSS (B14) reg. in altezza...	PSS9 (B16) ...e taratura		
CHRYSLER											
Neon											
tutti modelli	3.95-11.99	28 15 140									
tutti modelli	12.99>	28 38 140									
300M											
tutti modelli	98>	10 28 001 01 22									
300C (2WD)											
2.7 - 3.5 escl. Nivomat	9.04>	10 28 011 01 22									
5.7 - Diesel escl. Nivomat	9.04>	10 28 011 02 22									
2.7 - 3.5 - 5.7 - Diesel con Nivomat	9.04>	70 28 011 03 22 ©									
© = attenzione il Kit contiene 2 ammortizzatori post. per eliminare il Nivomat											
PT Cruiser incl. Cabrio											
1.6 - 2.0 - 2.4 - 2.2CRD	6.00>	10 28 002 02 22				VE3-A780 ©	BE3-A781 ©	VE3-A782 ©	BE3-A783 ©	HE5-8718	
						© = escl. Cabrio					
Crossfire											
3.2	10.03>	10 28 009 01 22				BE3-A998	BE3-A999	BE3-A998	BE3-B001	HE5-B953	GM5-B954
Stratus											
Berlina tutti modelli	2000>	28 17 140 ©									
Cabrio tutti modelli	99>	28 16 140 ©									
© = solo su richiesta											
Voyager											
2.5	90-12.95						B46-1522				
2.5 - 3.3	88-12.95						B46-1522				
2.0 - 2.4 escl. 3.3cc	96-1.01	28 47 140									
V6 e Diesel escl. 3.3cc	96-1.01										
2.5 Benzina escl. autoliv.	2.01>	10 28 006 01 22									
V6 e Diesel escl. autoliv.	2.01>	10 28 006 02 22									
Wrangler											
Modelli con sospensione a balestre	86-96					B46-1309	B46-1310				
Modelli con sospensione a molle elicoidali	8.96>					BE5-2442	BE5-2443				
Cherokee											
tutti modelli tipo 70 escl. autolivellante	1.84-12.91					B46-1045	B46-1046				
tutti modelli tipo 70 escl. autolivellante	1.92-8.01					B46-1798	B46-1046				
2.4 - 3.7V6 - 2.5CRD - 2.8CRD (mod. KJ)	7.01>	10 28 005 01 22									
Grand Cherokee											
tutti modelli (escl. autoliv.)	1.92-3.99					B46-1798	B46-1799				
tutti modelli (escl. autoliv.) escl. 3.1 Diesel	4.99-6.05	28 37 540				BE5-6102	BE5-6103				
3.1 Diesel (escl. autoliv.)	4.99-6.05					BE5-6102	BE5-6103				
Grand Cherokee (WH)											
4.7V6 - 5.7V8 - 3.0CRD	6.05>	10 28 010 01 22									

Marca e Modello	anno costruzione	Pro-Kit fino a ca. -30 mm*	Eibach Sportline fino a ca. -50 mm**	Barre antirollio		Bilstein Sport (B6) per assetti standard AnteriorePosteriore	Bilstein Sprint (B8) per assetti ribassati fino a 50 mm AnteriorePosteriore	Kit Bilstein PSS (B14) reg. in altezza...PSS9 (B16) ...e taratura
CITROEN								
AX (ZA)								
tutti mod. escl. modelli Diesel e 4x4	88>	22 01 120				P30-0351B46-1276		
Saxo (S0/S1)								
tutti modelli	96>	22 04 120	20 22 002 01 20			P30-3060B46-1276	P30-3059M0B46-1276	
C1								
1.0 - 1.4HDI	6.05>	10 22 008 01 22						
C2								
1.1-1.4-1.6 16V-1.4HDI escl. VTR	9.03>	10 22 003 01 22	20 22 003 01 22					
VTR - VTS	9.03>	20 22 003 01 22						
C3								
1.1-1.4-1.6 16V-1.4HDI incl. Pluriel	2.02>	10 22 003 01 22	20 22 003 01 22					
C4								
1.4 - 1.6 con cambio manuale	10.04>	10 22 007 01 22						
1.6 con c. autom. - 2.0 e Diesel	10.04>	10 22 007 02 22						
ZX (N2)								
1.4-1.6-1.8-1.9D/TD-2.0 16V dal telaio 5684	4.92-95	22 02 120				V36-4021sx/4022dxB46-1624 ©		
1.4-1.6-1.8 16V-1.9-2.0 16V fino al telaio 5683	9.91-3.92	22 02 120				V36-4004sx/4005dxB46-1624 ©		
						© = escl. modelli Break - SW		
Xsara (N1)								
tutti modelli escl. Picasso	97>	22 05 120				VE3-4646sx/4647dxBE3-6060 ©		
Picasso Benzina	2.00>	10 22 001 01 20						
Picasso Diesel	2.00>	10 22 001 02 20						
						© = escl. modelli Break - SW		
Evasion (46U)								
tutti modelli Benzina	94-10.01	22 03 140						
C8								
2.0 - 3.0V6 - 2.0JTD - 2.2JTD	11.01>	10 70 005 01 22						
Berlingo (MF)								
tutti modelli	12.97-2.03	22 06 120						
Facelift 1.4 -1.6 -1.9D -2.0HDI	3.03>	10 22 005 01 20						
Jumpy (U6U)								
1.6 - 2.0 - 2.0i 16V -								
1.9D - 1.9TD - 2.0HDI	10.95>	22 03 140						

CITROEN (segue)

CHEVROLET / DAEWOO

DACIA

DAIHATSU

Marca e Modello	anno costruzione	Pro-Kit fino a ca. -30 mm*	Eibach Sportline fino a ca. -50 mm**	Barre antirollio		Bilstein Sport (B6) per assetti standard AnteriorePosteriore	Bilstein Sprint (B8) per assetti ribassati fino a 50 mm AnteriorePosteriore	Kit Bilstein PSS (B14) reg. in altezza...PSS9 (B16) ...e taratura
Jumper								
tutti modelli escl. Maxi	95>					B46-1509 ©		
Maxi	95>					B46-1509 ©		
						© = taratura rinforzata		
CHEVROLET / DAEWOO								
Nexia (KLETN)								
75 cv	3.95-6.97	23 01 240				P36-0142B36-0486	P36-0311B46-1393	
90 cv	3.95-6.97	23 01 140				P36-0142B36-0486	P36-0311B46-1393	
Espero (KLEJ)								
tutti modelli	98>	23 02 140				P36-0142B36-0486	P36-0311B46-1393	
Lanos (KLAT)								
tutti modelli	6.97>	23 03 140				P36-0142B36-0486	P36-0311B46-1393	
Laceti (KLAN)								
1.4 - 1.6 - 1.8	02.04>	10 23 003 01 22						
Nubira								
tutti mod. KLAJ incl. SW	5.97-9.03	23 04 140						
1.6 - 1.8 mod. KLAV escl. SW	10.03>	10 23 002 01 22						
SW 1.6 - 1.8 mod. KLAN	11.04>	10 23 002 02 22						
Matiz (KLYA)								
tutti modelli	98>	23 06 140						
Leganza (KLAV)								
tutti modelli	97>	23 07 140						
DACIA								
Logan (SD)								
1.4 - 1.6	9.04>	10 26 001 01 22						
DAIHATSU								
CuoreVI (L7)								
0.8	10.98-4.03	24 05 140						
CuoreVII (L2)								
1.0	5.03>	10 24 007 01 22						
Feroza								
tutti modelli con balestre	6.88-12.93					B46-1444B46-1445		
Rocky/Wildcat/Fourtrack								
Tipo F70 - 75 - 80 - 85	1.84>					B46-1102B46-1102		


Marca e Modello	anno costruzione	Pro-Kit fino a ca. -30 mm*	Eibach Sportline fino a ca. -50 mm**	Barre antirollio		Bilstein Sport (B6) per assetti standard		Bilstein Sprint (B8) per assetti ribassati fino a 50 mm		Kit Bilstein	
						Anteriore	Posteriore	Anteriore	Posteriore	PSS (B14) reg. in altezza...	PSS9 (B16) ...e taratura
FIAT											
Panda (169) escl. 4x4											
1.1 - 1.2 - 1.3JTD	8.03>	10 30 007 01 22									
Cinquecento											
tutti modelli escl. Sporting	10.92-2.98	30 11 140				VE3-4386	BE3-2704				
Sporting	10.92-2.98	30 11 140				VE3-4386	BE3-2704				
Seicento (170)											
tutti modelli escl. Sporting	3.98>	30 29 140				VE3-4386	BE3-2704				
Sporting	3.98>	30 29 140				VE3-4386	BE3-2704				
Uno (146A)											
tutti modelli											
incl. Turbo escl. Fire e mod. Diesel	83-8.93	30 02 140									
tutti modelli Diesel	83-8.93	30 02 240									
Punto (176)											
tutti modelli escl. TD e GT	9.93-6.99	30 13 240		30 13 320		VN7-4255	BE5-2466	VN7-4256	BE5-2467		
tutti modelli incl. GT escl. TD	9.93-6.99	30 26 140 ©		30 13 320		VN7-4255	BE5-2466	VN7-4256	BE5-2467		
TD	9.93-6.99	30 13 140		30 13 320		VN7-4255	BE5-2466	VN7-4256	BE5-2467		
© = molle per ulteriore abbassamento											
Nuova Punto (188)											
1.2 - 1.4 - 1.3JTD incl. Facelift	6.99-9.05	30 32 140	20 30 001 01 22			VE3-4650	BE3-6064	VE3-4654	BE3-6064		
1.8 - 1.9JTD incl. Facelift escl. 1.3JTD	6.99-9.05	30 33 140	20 30 001 01 22			VE3-4650	BE3-6064	VE3-4654	BE3-6064		
Grande Punto											
1.2 - 1.4	10.05>	10 30 010 01 22	20 30 010 01 22								
1.3JTD - 1.9JTD	10.05>	10 30 010 02 22	20 30 010 02 22								
Idea (350)											
1.4 16V - 1.3JTD - 1.9JTD	2.04>	10 30 008 01 22									
Tipo (160)											
1.1 - 1.4ie - 1.6ie	7.88-8.95					V36-4003	B46-1571	V36-4039	B46-1800		
1.8ie incl. cond.	90-8.95>	30 08 140				V36-4003	B46-1571	V36-4039	B46-1800		
2.0ie - 1.9TDI escl. cond.	90-8.95>	30 08 140				V36-4003	B46-1571	V36-4039	B46-1800		
2.0ie 16V - 1.9TDI incl. cond.	1.89-8.95	30 07 140				V36-4003	B46-1571	V36-4039	B46-1800		
Tempra Berlina (159)											
1.4 - 1.6ie - 2.0ie escl. 4WD	90-8.96	30 08 140				V36-4003	B46-1571	V36-4039	B46-1800		
1.9TD escl. 4WD	8.91-8.96					V36-4003	B46-1571	V36-4039	B46-1800		
Tempra SW (159)											
1.6ie - 2.0ie escl. 4WD	5.91-8.96					V36-4003	B46-1571	V36-4039	B46-1800		
1.9TD escl. 4WD	8.91-8.96					V36-4003	B46-1571	V36-4039	B46-1800		
2.0ie 4WD	6.92-8.96	30 12 140				V36-4003	B46-1571	V36-4039	B46-1800		

Marca e Modello	anno costruzione	Pro-Kit fino a ca. -30 mm*	Eibach Sportline fino a ca. -50 mm**	Barre antirollio		Bilstein Sport (B6) per assetti standard		Bilstein Sprint (B8) per assetti ribassati fino a 50 mm		Kit Bilstein	
						Anteriore	Posteriore	Anteriore	Posteriore	PSS (B14) reg. in altezza...	PSS9 (B16) ...e taratura
Bravo/Brava (182)											
80 1.2 16V	1.99-10.01	30 34 140		10 13 320		VN3-4185	B46-1571	VN3-4198	B46-1800		
100 16V - 115 16V 1.4 - 1.6 - 1.8	9.95-10.01	30 16 140		10 13 320		VN3-4185	B46-1571	VN3-4198	B46-1800		
75TD - 100 TD - 105TD/JTD	9.95-10.01	30 17 140		10 13 320		VN3-4185	B46-1571	VN3-4198	B46-1800		
155 HGT escl. Sport Pack	9.95-10.01	30 17 140		10 13 320		VN3-4301	B46-1571	VN3-4302	B46-1800		
155 HGT Sport Pack (ass. sport)	9.95-10.01	30 17 140		10 13 320				V36-4038	B46-1800		
Stilo Berlina (192)											
1.4 - 1.6 - 1.8 - 1.9JTD 80	10.01>	10 30 001 01 22	20 30 001 02 22			VN3-5219	BE5-6791	VN3-5220	BE5-6792		
1.9JTD 115/120	10.01>	10 30 001 02 22	20 30 001 03 22			VN3-5219	BE5-6791	VN3-5220	BE5-6792		
2.4 20V - 1.9JTD 140	10.01>	10 30 001 02 22	20 30 001 03 22			VE3-B991M0	BE5-6791	VE3-B991M0	BE5-6792		
Stilo SW (192)											
1.2 - 1.4 - 1.6 - 1.8 - 1.9JTD 80	2.03>	10 30 001 04 22				VN3-5219	BE5-A266	VN3-5220	BE5-A267		
1.9JTD 115/120	2.03>	10 30 001 05 22				VN3-5219	BE5-A266	VN3-5220	BE5-A267		
2.4 20V - 1.9JTD 140	2.03>	10 30 001 05 22				VE3-B991M0	BE5-A266	VE3-B991M0	BE5-A267		
Marea Berlina (185)											
1.6 - 1.8	96>	30 24 140					B46-1571		B46-1800		
2.0cc escl.20V	96>	30 22 140					B46-1571		B46-1800		
1.9 TD - 1.9JTD	96>	30 24 140					B46-1571		B46-1800		
Marea SW (185)											
1.6 - 1.8	96>	30 23 140					B46-1571		B46-1800		
2.0cc escl.20V	96>	30 21 140					B46-1571		B46-1800		
1.9 TD - 1.9JTD	96>	30 23 140					B46-1571		B46-1800		
Croma (154)											
2.5TD	91-8.96	30 04 240									
Croma (194)											
2.2i - 1.9JTD	6.05>	10 30 009 01 22									
2.4JTD	6.05>	10 30 009 02 22									
Coupé (175)											
16V e 20 V escl. Turbo	94>	30 14 240		10 13 320		VN3-4139	B46-2168				
16V Turbo	94>	30 14 140		10 13 320		VN3-4140	B46-2168				
20V Turbo	94>	30 14 240		10 13 320		VN3-4140	B46-2168				
Barchetta (183)											
tutti modelli	9.95>	30 18 240		30 13 320		VN7-4275	BE5-2466	VN7-4276	BE5-2467		
Palio											
Weekend 75	10.97>	30 28 140									
Multipla (186) incl. mod. 2004											
tutti modelli Benzina											
escl. Bi Power e Blu Power	11.98>	30 30 140									

FORD


Marca e Modello	anno costruzione	Pro-Kit fino a ca. -30 mm*	Eibach Sportline fino a ca. -50 mm**	Barre antirollio		Bilstein Sport (B6) per assetti standard		Bilstein Sprint (B8) per assetti ribassati fino a 50 mm		Kit Bilstein	
						Anteriore	Posteriore	Anteriore	Posteriore	PSS (B14) reg. in altezza...	PSS9 (B16) ...e taratura
Escort Berlina											
tutti modelli	80-4.83					V36-0039	V36-0043				
tutti modelli incl. RS Turbo escl. XR3i	5.83-12.90	35 01 140				V36-0374	V36-0375				
XR3i	5.83-12.90					V36-0374	V36-0375				
1.3 - 1.4i - 1.6i	9.90-9.92	35 28 140				V36-0398	B46-1577	V36-4028	B46-1753		
1.3 -1.4 16V -1.6 16V -1.8 16V -1.8D escl. RS2000 - 2.0 16V	10.92-1.95	35 35 140				V36-0398	B46-1577	V36-4028	B46-1753		
RS2000 - 2.0 16V escl. 4WD	10.90-1.95	35 37 140				V36-0398	B46-1577	V36-4028	B46-1753		
tutti modelli escl. Diesel e RS2000	2.95-9.98	35 62 140				VN7-4354	BE5-2660	VN7-4382	BE5-2689		
Diesel e RS2000	2.95-9.98	35 63 140				VN7-4354	BE5-2660	VN7-4382	BE5-2689		
Cosworth 4x4	7.92>	35 39 140				V36-4129	B36-2060				
Escort SW											
tutti modelli	80-4.83					V36-0039	V36-0043				
tutti modelli	5.83-12.90					V36-0374	V36-0375				
1.3 - 1.4i - 1.6i	9.90-9.92	35 33 140				V36-0398	B36-1637				
1.3 - 1.4i	10.92-1.95	35 36 140				V36-0398	B36-1637				
1.8 16V - 1.8D	9.90-9.92	35 36 140				V36-0398	B36-1637				
1.6i 16V - 1.8i 16V - 1.8D/TD	10.92-1.95	35 42 140				V36-0398	B36-1637				
tutti modelli escl. Diesel	2.95-9.98	35 64 140				VN7-4354	BE5-2661	VN7-4382	BE5-2690		
D/TD	2.95-9.98	35 65 140				VN7-4354	BE5-2661	VN7-4382	BE5-2690		
Escort Cabrio											
tutti modelli	5.83-12.90	35 01 140				V36-0374	V36-0375				
1.4i - 1.6i	9.90-1.95	35 35 140				V36-0398	B46-1577	V36-4028	B46-1753		
1.6i 16V - 1.8 16V	10.92-1.95	35 41 140				V36-0398	B46-1577	V36-4028	B46-1753		
1.6i 16V - 1.8 16V	2.95-9.98	35 62 140				VN7-4354	BE5-2660	VN7-4382	BE5-2689		
Orion											
1.3 - 1.6	9.80-12.90	35 01 140				V36-0374	V36-0375				
1.3i - 1.4i	10.92-1.95	35 35 140				V36-0398	B46-1577	V36-4028	B46-1753		
1.8 16V	1.92-9.92	35 35 140				V36-0398	B46-1577	V36-4028	B46-1753		
1.6i 16V - 1.8i 16V - 1.8D	10.92-1.95	35 41 140				V36-0398	B46-1577	V36-4028	B46-1753		
Focus Berlina (DAW - DBW - DFW)											
1.4 - 1.6	10.98-11.04	35 87 140		40 35 001 01 11		VE3-5139sx/5140dx	BE5-6665	VE3-5141sx/5142dx	BE5-6666	HE5-8729	GM5-8046
1.8 - 2.0	10.98-11.04	35 88 140		40 35 001 01 11		VE3-5139sx/5140dx	BE5-6665	VE3-5141sx/5142dx	BE5-6666	HE5-8729	GM5-8046
1.8TD - 1.8TDCi - 2.0TDCi	10.98-11.04	35 92 140		40 35 001 01 11		VE3-5139sx/5140dx	BE5-6665	VE3-5141sx/5142dx	BE5-6666	HE5-8729	GM5-8046
ST 170	5.02-11.04	35 88 140		40 35 001 01 11		VE3-5139sx/5140dx	BE5-6665	VE3-5141sx/5142dx	BE5-6666	HE5-8729	GM5-8046
Focus SW (DNW)											
1.4 - 1.6	10.98-2.05	35 90 140		40 35 001 01 11		VE3-5139sx/5140dx	BE5-6667	VE3-5141sx/5142dx	BE5-6668	HE5-8730	GM5-8045
1.8 - 2.0 - ST 170	10.98-2.05	35 91 140		40 35 001 01 11		VE3-5139sx/5140dx	BE5-6667	VE3-5141sx/5142dx	BE5-6668	HE5-8730	GM5-8045
1.8TD - 1.8TDCi - 2.0TDCi	10.98-2.05	35 93 140		40 35 001 01 11		VE3-5139sx/5140dx	BE5-6667	VE3-5141sx/5142dx	BE5-6668	HE5-8730	GM5-8045
Focus Berlina (DA3)											
1.6 - 2.0	11.04>	10 35 016 01 22				VE3-B073sx/B074dx	BE5-B382	VE3-B076sx/B077dx	BE5-B383	HE5-C122	GM5-C126
1.6TDCi - 1.8TDCi - 2.0TDCi	11.04>	10 35 016 02 22				VE3-B073sx/B074dx	BE5-B382	VE3-B076sx/B077dx	BE5-B383	HE5-C122	GM5-C126

Marca e Modello	anno costruzione	Pro-Kit fino a ca. -30 mm*	Eibach Sportline fino a ca. -50 mm**	Barre antirollio		Bilstein Sport (B6) per assetti standard AnteriorePosteriore		Bilstein Sprint (B8) per assetti ribassati fino a 50 mm AnteriorePosteriore		Kit Bilstein PSS (B14) reg. in altezza...PSS9 (B16) ...e taratura	
Focus SW (DA3)											
1.6 - 2.0	2.05>	10 35 016 03 22				VE3-B073sx/B074dx		VE3-B076sx/B077dx			
1.6TDCi - 1.8TDCi - 2.0TDCi	2.05>	10 35 016 04 22				VE3-B073sx/B074dx		VE3-B076sx/B077dx			
Focus C-Max											
1.6 - 1.8 - 2.0	10.03>	10 35 014 01 22				VE3-B073sx/B074dxBE5-B075					
1.6TDCi - 1.8TDCi - 2.0TDCi	10.03>	10 35 014 02 22				VE3-B073sx/B074dxBE5-B075					
Sierra Berlina (BEF - BFGC - GBC - GBG)											
1.6 - 2.3 (incl. Twin Cam) escl. Turbo - 4WD e XR4i	4.84-12.92	35 03 140				V36-4040B46-1806		V36-4041B46-1807			
2.0i S (con ammortizzatori a gas) escl. 4WD	1.87-12.92	35 03 240				V36-4040B46-1806		V36-4041B46-1807			
Sierra SW											
tutti modelli escl. 2.8 . 2.9 - 4WD - 1.8TD	4.84-12.92					V36-4040					
Sierra Cosworth											
2 WD	1.87-12.92	35 03 240				V36-4130B36-2060					
4 WD	2.90-92	35 39 140				V36-4129B36-2060					
Mondeo Berlina											
Diesel e V6 (GBP) escl. sosp. elettr.	3.95-10.96	35 67 140									
1.6 - 1.8 - 2.0 (BAP/BFP) escl. sosp. elettr.	10.96-00	35 75 140									
2.5 V6 - TD (BAP/BFP) escl.sosp. elettr.	10.96-00	35 76 140									
1.8 - 2.0 escl. cambio automatico e sosp. elettr.	10.00>	10 35 004 01 22									
1.8 - 2.0 con cambio automatico 2.0Di - 2.0TDCi - 2.2TDCi escl. sosp. elettr. e ST	10.00>	10 35 004 02 22									
Mondeo SW											
Diesel e V6 (BNP) escl. autoliv. e sosp. elettr.	3.95-10.96	35 68 140									
1.6 - 1.8 - 2.0 (BNP) escl. autoliv. e sosp. elettr.	10.96-00	35 77 140									
2.5 V6 - TD (BNP) escl. autoliv. e sosp. elettr.	10.96-00	35 78 140									
1.8 - 2.0 escl. cambio automatico e sosp. elettr.	4.01>	10 35 004 03 22 ©				VE3-5148BE5-6675 ©					
1.8 - 2.0 con cambio automatico 2.0Di - 2.0TDCi - 2.2TDCi escl. sosp. Elettr. e ST	4.01>	10 35 004 04 22 ©				VE3-5148BE5-6675 ©					
© = escl. autoliv.						© = escl. autoliv.					




* = dipende da allestimenti - versioni e/o accessori

** = tutte le versioni escl. autolivellante tranne se espressamente specificato



* = dipende da allestimenti - versioni e/o accessori

** = tutte le versioni escl. autolivellante tranne se espressamente specificato



* = dipende da allestimenti - versioni e/o accessori

** = tutte le versioni escl. autolivellante tranne se espressamente specificato

Marca e Modello	anno costruzione	Pro-Kit fino a ca. -30 mm*	Eibach Sportline fino a ca. -50 mm**	Barre antirollio		Bilstein Sport (B6) per assetti standard AnteriorePosteriore	Bilstein Sprint (B8) per assetti ribassati fino a 50 mm AnteriorePosteriore	Kit Bilstein PSS (B14) reg. in altezza...PSS9 (B16) ...e taratura
Civic								
Crx 2 porte mod. EL8/9 ED3/4/6/7/9	11.88-92	40 10 140		40 10 320 ©		B36-1380sx/1381dxB46-1382		
Crx 2 porte mod. EF9	88>					B36-1461sx/1462dxB46-1208		
Crx 1.6 VTEC 2 porte	8.90-10.91	40 12 140		40 12 320		B36-1380sx/1381dxB46-1382		
Crx 1.6 VTEC mod. EJ1/2 - EH6/9 - EG	92-10.95	40 15 140					B36-1603sx/1604dxB46-1605	
Berlina 5 porte mod. MA-MB - escl. Diesel	10.95-2.01	40 19 140						
Berlina 3 porte mod. EJ-EK - escl. Diesel	10.95-2.01	40 20 140				BE5-2336BE5-2337		
Aerodeck	5.98>	40 24 140						
3 - 4 - 5 porte mod. ES4/5/7/8 EU7/8 EP1/2 escl. EP3	3-01-12.05	10 40 001 01 22	20 40 001 01 22			VE3-B529sx/B530dxBE5-B424	VE3-B531sx/B532dxBE5-B424	
3 - 4 - 5 porte mod. EU9 EP4 escl. EP3	3-01-12.05	10 40 001 03 22				VE3-B529sx/B530dxBE5-B424	VE3-B531sx/B532dxBE5-B424	HE5-B876GM5-B880
Coupé mod. EM2	3-01-12.05	10 40 001 02 22				VE3-B529sx/B530dxBE5-B424	VE3-B531sx/B532dxBE5-B424	HE5-B876GM5-B880
Type R mod. EP3	3-01-12.05	10 40 001 01 22 *				VE3-B422sx/B423dxBE5-B424	VE3-B425sx/B426dxBE5-B424	HE5-B876GM5-B880
©= escluso 1.3 *= per potere utilizzare queste molle bisogna sostituire i patelli portamolla ant. superiori con quelli di una civic normale. Cod. Honda: 5168855A014								
Civic VII (FD1 - FK1 - FK2 - FK3)								
1.4 - 1.8	1.06>	10 40 011 01 22						
2.2 CTDi	1.06>	10 40 011 02 22						
Stream (RN)								
tutti modelli	5.01>	10 40 003 01 22						
Legend								
2.7i Coupé mod. KA3	6.87-91					B36-1199dx/1200sxB46-1192		
Prelude								
2.0 - 2.0 16V (BA4) incl. 4WD	10.87-3.92	40 08 140				B36-1225dx/1226sxB46-1227dx/1228sx		
2.0i - 2.3i 4WD mod. BB1-2-3	4.92-1.97	40 16 140				B36-1678dx/1679sxB46-1675	B36-1775sx/1776dxB46-1777	
tutti modelli mod. BB6-8-9	2.97>	40 21 140						
NSX								
3.0 - 3.2						B46-1663B46-1665	B46-1663B46-1665	
Jazz (GD)								
tutti modelli	03.02>	10 40 005 01 22						
S2000 (AP)								
tutti modelli	6.99>	40 43 140						HE5-8038GM5-8865
Integra (DC)								
Typ R	98>	40 23 140				BE5-2340BE5-2341		
Logo								
tutti modelli	99>	40 41 140						

HONDA (segue)

HYUNDAI

Marca e Modello	anno costruzione	Pro-Kit fino a ca. -30 mm*	Eibach Sportline fino a ca. -50 mm**	Barre antirollio		Bilstein Sport (B6) per assetti standard		Bilstein Sprint (B8) per assetti ribassati fino a 50 mm		Kit Bilstein	
						Anteriore	Posteriore	Anteriore	Posteriore	PSS (B14) reg. in altezza...	PSS9 (B16) ...e taratura
CRV											
tutti modelli RD	5.97-7.02	40 22 140				BE5-2338	BE5-2339				
tutti modelli	8.02>	10 40 006 01 22				VE3-A746sx/A747dx	BE5-A748				
HRV (GH)											
tutti modelli	99>	40 42 140									
HYUNDAI											
Lantra (J-2)											
1.5 - 1.6 - 1.8 incluso 16V	91-8.95	42 04 140				R30-5036	B46-2045				
tutti modelli	9.95>	42 09 140				RE2-5053	RE2-5054				
Elantra (XD)											
tutti modelli	6.00>	10 42 002 01 22									
Scoupe (SLC)											
1.5 - 1.5 GT	90-8.96	42 06 140				R30-5024	B36-0423				
Coupé											
tutti modelli (RD)	96-10.01	42 10 140		42 10 320		RE2-5053	RE2-5054				
tutti modelli (GK)	11.01>	10 42 003 01 22	20 42 003 02 22	40 42 003 01 11		VE3-A735sx/A736dx	VE3-A737sx/A738dx	VE3-A739sx/A740dx	VE3-B087sx/B088dx	HE5-A799	GM5-A804
Pony (X-2)											
1.3 - 1.5	9.91-9.94	42 06 140									
Sonica / Sonata											
16V mod. Y-3	9.93-12.98	42 07 140									
2.0 mod. EF	1.99-1.05	42 13 140									
2.0 mod. NF	1.05>	10 42 011 01 22									
2.7 - 3.3 mod. NF	1.05>	10 42 011 02 22									
Accent											
tutti modelli X3	94-8.97	42 08 140				RE2-5051	RE2-5052				
tutti modelli X3 escl. TD	9.97-10.99	42 11 140									
1.3 - 1.5 - 1.6 mod. LC	11.99>	42 15 140									
1.5 CRDi mod. LC	8.02>	10 42 007 01 22									
Trajet (FO)											
tutti modelli escl. Diesel	4.00>	10 42 001 01 22									
tutti modelli Diesel	4.01>	10 42 001 02 22									
Getz (TB)											
1.1 - 1.3 - 1.6	7.02>	10 42 008 01 22									
1.5CRD	3.03>	10 42 008 02 22									
XG (350)											
3.5 V6	5.03>	42 14 140									
Matrix (FC)											
tutti modelli	9.01>	10 42 005 01 22									

HYUNDA (segue)

JAGUAR

KIA

Marca e Modello	anno costruzione	Pro-Kit fino a ca. -30 mm*	Eibach Sportline fino a ca. -50 mm**	Barre antirollio		Bilstein Sport (B6) per assetti standard AnteriorePosteriore	Bilstein Sprint (B8) per assetti ribassati fino a 50 mm AnteriorePosteriore	Kit Bilstein PSS (B14) reg. in altezza...PSS9 (B16) ...e taratura
Tucson								
2.0 - 2.7 - 2.0CRDi	7.04>	10 42 010 01 22						
Terracan (HP)								
2.9 CRDi	12.01>					BE5-B320BE5-B321		
Galloper								
tutti modelli	1.91-07.98					B46-1332B46-1333		
tutti modelli	8.98>					B46-1332B46-1337		
JAGUAR								
XJS								
tutti modelli	87-95					BE3-2445BE3-2446		
XK8								
4.0 - 4.2 incl. Cabrio	10.97>	45 05 140 ©						
© = versione CATS abbassamento 10mm								
XKR								
4.0 - 4.2 incl. Cabrio	10.97>	45 05 140 ©						
© = versione CATS abbassamento 10mm								
S-Type								
2.5 V6 - 2.7 escl. CATS	4.02>					BE3-6595BE5-6645		
2.5 V6 - 2.7 incl. CATS	4.02>					BE3-6744BE5-6745		
3.0 V6 escl. regol. amm. eletronica	1.99>					BE3-6779BE5-6778		
4.0 V8 escl. regol. amm. eletronica	1.99-4.02	10 45 001 01 22 ©				BE3-6779BE5-6778		
4.2 V8 escl. CATS	4.02>	10 45 001 01 22				BE3-6728BE5-6771		
4.2 V8 incl. CATS	4.02>					BE3-6743BE5-6772		
© = escl. CATS								
X-Type								
tutti modelli escl. SW e CATS	6.01>	10 45 002 01 22				VE3-5149BE5-6676	VE3-5150BE5-6677	
tutti modelli SW escl. CATS	2.04>	10 45 002 04 22				VE3-5149BE5-6676	VE3-5150BE5-6677	
KIA								
Picanto (BA)								
1.1	1.04>	10 46 009 01 22						
1.1 Diesel	12.05>	10 46 009 02 22						
Cerato (FE)								
1.6 - 2.0	6.04>	10 46 008 01 22						
2.0CRDi	6.04>	10 46 008 02 22						
Sephia (FA)								
tutti modelli	12.93>	46 01 140						
Sportage								
tutti modelli	4.95>	46 03 540						
2.0 - 2.7V6 - 2.7CRDi	12.04>	10 46 010 01 22						

KIA (segue)

Marca e Modello	anno costruzione	Pro-Kit fino a ca. -30 mm*	Eibach Sportline fino a ca. -50 mm**	Barre antirollio		Bilstein Sport (B6) per assetti standard AnteriorePosteriore	Bilstein Sprint (B8) per assetti ribassati fino a 50 mm AnteriorePosteriore	Kit Bilstein PSS (B14) reg. in altezza...PSS9 (B16) ...e taratura
Clarus								
Berlina - tutti modelli	3.97>	46 04 140						
SW - tutti modelli	3.97>	46 06 140						
Joice (M300-E)								
tutti modelli	1.00>	46 07 140						
Shuma (FB)								
I° serie tutti modelli	4.98-4.01	46 05 140						
II° serie tutti modelli	5.01>	46 05 140						
Carens (FC)								
tutti modelli	7.00-6.02	10 46 001 01 22						
II 1.6 1.8	7.02>	10 46 001 03 22						
II 2.0CRDi	7.02>	10 46 001 02 22						
Rio (DL)								
tutti modelli incl. 3 volumi (DL)	8.00-9.05	10 46 003 01 22						
1.4 - 1.6 - 1.5CRDi mod. DE	9.05>	10 46 011 01 22						
Magentis (GD)								
tutti modelli GD	5.01>	10 46 005 01 22						
Carnival (UP)								
tutti modelli incl. Diesel	8.99>	10 46 002 01 22						
Sorento (JC)								
tutti modelli	8.02>	10 46 006 01 22				BE5-B104BE5-B105		
Opirus (LD)								
3.5 V6	7.03>	10 46 007 01 22						
LANCIA								
Y								
tutti modelli 840 A	1.96-10.03	49 15 140		30 13 320		VN7-4255BE5-2466	VN7-4256BE5-2467	
1.3 JTD	10.03>	10 49 001 01 22						
1.2 - 1.4	10.03>	10 49 001 02 22						
Musa								
1.4 16V - 1.3JTD - 1.9JTD	9.04>	10 30 008 01 22						
Delta								
HF Turbo integrale 8V e 16V mod. 831	88-12.91	49 01 140						
HF Turbo Integrale Evoluzione III mod. 831	1.92-94	49 09 140						
1.6 - 1.8 mod. 836	3.93-00	49 10 140		10 13 320		V36-4003 ©B46-1571	V36-4039 ©B46-1800	
HPE 1.9 TD mod. 836	3.93-00	10 13 140		10 13 320		V36-4003 ©B46-1571	V36-4039 ©B46-1800	
HPE - HF 2.0 16V mod. 836 escl. TD	3.93-00	49 11 140		10 13 320		V36-4038 *B46-1571	V36-4038 *B46-1800	
						© = validi per modelli fino al 09/98 * = interasse staffa inferiore 72 mm x ø12mm		

LANCIA

LANCIA (segue)

Marca e Modello	anno costruzione	Pro-Kit fino a ca. -30 mm*	Eibach Sportline fino a ca. -50 mm**	Barre antirollio		Bilstein Sport (B6) per assetti standard		Bilstein Sprint (B8) per assetti ribassati fino a 50 mm		Kit Bilstein	
						Anteriore	Posteriore	Anteriore	Posteriore	PSS (B14) reg. in altezza...	PSS9 (B16) ...e taratura
Dedra (835)											
Berlina tutti modelli incl. 2.0 Turbo escl. 4WD e TD	90-12.97	49 05 140				V36-4003 ©	B46-1571	V36-4039 ©	B46-1800		
Berlina tutti modelli incl. 2.0 Turbo escl. 4WD e TD	1.98-7.99	49 17 140				V36-4003 ©	B46-1571	V36-4039 ©	B46-1800		
Berlina 2.0ie 4WD	9.91-12.97					V36-4003 ©	B46-1571	V36-4039 ©	B46-1800		
SW tutti modelli incl. 2.0 Turbo escl. 4WD e TD	94-12.98	49 13 140				V36-4003 ©	B46-1571	V36-4039 ©	B46-1800		
						© = validi per modelli fino al 09/98					

LAND ROVER

Lybra (839)											
Berlina 1.6 -1.8	99>	49 19 140									
Berlina 1.9JTD - 2.0 - 2.4JTD	99>	49 20 140									
SW 1.6 -1.8 escl. Nivomat	99>	49 21 140									
Thema (834)											
Berlina TD escl. autolivellante e V6	87>	30 04 240									
Zeta (220)											
tutti modelli escl. TD	94-9.02	49 14 140									
Phedra											
2.0 - 3.0V6 - 2.0JTD - 2.2JTD	12.01>	10 70 005 01 22									
LAND ROVER											
Freelander											
LN-LND	11.00>	10 47 002 01 22									
Defender											
90 - 110	9.83-7.90					B46-0243	B46-0253				
90 - 110 mod. LD	9.98>					BE5-6540	BE5-6529				
Range Rover											
90 - 100	>5.94					B46-0243	B46-0253				
incl. sosp. pneumat.	>5.94					B46-2153	B46-2152				
incl. sosp. pneumat.	10.94-09.01					B46-2214	B46-2215				
Discovery											
tutti modelli	>8.98					B46-0243	B46-0253				
tutti modelli	9.98>					BE5-6046	BE5-6047				

LEXUS

LEXUS											
GS											
300 - 300T3 - 400 - 430	11.97>	82 54 140				BE5-2743	BE5-2744	BE5-2802	BE5-2803	SS0-8301	
GS 430											
4.3	2000>	82 54 140									
GS											
300 - 430	6.05>	10 82 022 01 22									

LEXUS (segue)

MAZDA

Marca e Modello	anno costruzione	Pro-Kit fino a ca. -30 mm*	Eibach Sportline fino a ca. -50 mm**	Barre antirollio		Bilstein Sport (B6) per assetti standard AnteriorePosteriore	Bilstein Sprint (B8) per assetti ribassati fino a 50 mm AnteriorePosteriore	Kit Bilstein PSS (B14) reg. in altezza...	PSS9 (B16) ...e taratura
626 Berlina									
2.0i-2.2 - 2.0 16V 4WD mod. GD	10.87-91	55 11 140		55 11 320					
2.2 4WD mod. GD - incl. Coupè	10.87-91	55 11 140		55 11 320					
4 cilindri mod. GE - escl. 4WD, Diesel	1.92-6.97	55 23 140		55 23 320					
2.0 16V - 2.5 24V mod. GE - escl. 4WD	1.92-6.97	55 23 240		55 23 320					
4 cilindri mod. GF escl. 4WD	7.97-3.02	55 23 140							
626 SW									
tutti modelli mod. GW	3.98-7.02	55 29 140							
6 Berlina (GG - GY) fino a telaio nr.: ...600 000									
1.8 - 2.0 - 2.3 escl. Diesel e SW	8.02-6.05	10 55 004 01 22				BE5-A256sx/A257dxBE5-A258	BE5-A259sx/A260dxBE5-A261		
2.0DI escl. SW	4.02-6.05	10 55 004 03 22				BE5-A256sx/A257dxBE5-A258	BE5-A259sx/A260dxBE5-A261		
6 Berlina (GG1) da telaio nr.: ...600 001									
1.8 - 2.0 - 2.3 escl. Diesel e SW	6.05>	10 55 004 09 22				BE5-A258	BE5-A261		
2.0DI escl. SW	6.05>	10 55 004 11 22				BE5-A258	BE5-A261		
6 Station Wagon (GG - GY) fino a telaio nr.: ...600 000									
1.8 - 2.0 - 2.3 escl. Diesel	8.02-6.05	10 55 004 02 22				BE5-A256sx/A257dxBE5-A258	BE5-A259sx/A260dxBE5-A261		
2.0 DI	8.02-6.05	10 55 004 04 22				BE5-A256sx/A257dxBE5-A258	BE5-A259sx/A260dxBE5-A261		
2.3 4WD	11.02>	10 55 004 04 22							
6 Station Wagon (GG1) da telaio nr.: ...600 001									
1.8 - 2.0 - 2.3 escl. Diesel	6.05>	10 55 004 10 22				BE5-A258	BE5-A261		
2.0 DI	6.05>	10 55 004 12 22				BE5-A258	BE5-A261		
2.3 4WD	11.02>	10 55 004 04 22							
929									
3.0i GLX	88>	55 10 140							
MX-3 (EC)									
1.6l - 1.8 EC	10.91>	55 21 140							
MX-5									
Miata (NA)	90-12.95	55 17 140				B46-1488B46-1489			
Miata (NA)	1.96-3.98	55 17 140				B46-1488B46-1489			
tutti modelli (NB)	4.98-9.05	55 30 140				BE5-2763BE5-2764	BE5-6550BE5-6551	SS0-8300	GM5-8609
1.8 - 2.0 (NC)	9.05>	10 55 010 01 22							
MX-6 (GE6)									
2.4 - 2.5 V6 4WD	1.92>			55 23 320					
RX-8									
1.3 170kw - 192kw	8.03>	10 55 007 01 22				BE5-B004BE5-B005	BE5-B006BE5-B007	HE5-B026	GM5-B029
Xedos									
Xedos 6 (6CA)	6.92>	55 24 140		55 23 320					
Xedos 9	12.93>	55 25 140		55 23 320					

MAZDA (segue)

MCC-SMART

MERCEDES BENZ

Marca e Modello	anno costruzione	Pro-Kit fino a ca. -30 mm*	Eibach Sportline fino a ca. -50 mm**	Barre antirollio		Bilstein Sport (B6) per assetti standard AnteriorePosteriore		Bilstein Sprint (B8) per assetti ribassati fino a 50 mm AnteriorePosteriore		Kit Bilstein PSS (B14) reg. in altezza...PSS9 (B16) ...e taratura	
Demio (DW)											
tutti modelli	9.98>	55 31 140									
Premacy (CP)											
tutti modelli	7.99>	55 33 140									
MCC-SMART											
Fortwo incl. Cabrio											
0.6 - 0.7 - 0.8CDi	7.98-2.01	10 56 001 01 02 ©									
0.6 - 0.7 - 0.8CDi	3.01>	10 56 001 02 22 *								HE5-A763	
© = fornite N° 2 molle * = fornite N° 4 molle											
Roadster incl. Coupè											
0.7 - 0.8CDi	4.03>	10 56 001 05 22								HE5-A763	
Forfour											
1.1 - 1.3 - 1.5	4.04>	10 56 001 04 22									
MERCEDES BENZ											
W 168 Classe A											
tutti modelli											
escl. telaio allungato	10.97-9.04	25 56 140		25 56 320		VN2-4409	BE3-2745	VN2-4410	BE3-2746		
telaio allungato (passo 3,78 m)	7.01-9.04	10 25 006 01 22		25 56 320		VN2-4409	BE3-2745	VN2-4410	BE3-2746		
W 169 Classe A (incl. Coupè)											
A150 - A170 - A200	9.04>	10 25 015 02 22				VN7-C035	BE3-C036	VN7-C033	BE3-C034		
A160CDi - A180CDi - A200CDi	9.04>	10 25 015 01 22				VN7-C035	BE3-C036	VN7-C033	BE3-C034		
W 245 Classe B											
B150 - B170	6.05>	10 25 016 01 22				VN7-C035	BE3-C036	VN7-C033	BE3-C034		
B180CDI - B200CDI - B200 e Turbo	6.05>	10 25 016 02 22				VN7-C035	BE3-C036	VN7-C033	BE3-C034		
Bilstein Serie											
W 201 - 190										Ant.	Post.
190 - 190E 1.8 - 2.0	12.82-5.93	25 02 140				V36-0362	B36-1384 ©	V36-0365	B36-1470 ©	V36-0199	B36-1405 ©
190D - 190E 2.3 - 190D 2.5											
escl. optionals	12.82-5.93	25 02 140				V36-0362	B36-1384 ©	V36-0365	B36-1470 ©	V36-0199	B36-1405 ©
190D - 190E 2.3 - 190D 2.5											
con optionals - incl. autoliv.	12.82-5.93					V36-0362	B36-1384 ©	V36-0365	B36-1470 ©	V36-0199	B36-1405 ©
190E 2.3 16V - 2.5 16V											
incl. autoliv. - escl. 2.5 Evol.	8.84-5.93	25 09 140				V36-0362	B36-1384 ©	V36-0365	B36-1470 ©	V36-0199	B36-1405 ©
190E 2.6 - 190D 2.5 Turbo											
escl. optionals	10.86-5.93	25 13 140		25 13 320		V36-0362	B36-1384 ©	V36-0365	B36-1470 ©	V36-0199	B36-1405 ©
190E 2.6 - 190D 2.5 Turbo											
con optionals - incl. autoliv.	90-5.93			25 13 320		V36-0362	B36-1384 ©	V36-0365	B36-1470 ©	V36-0199	B36-1405 ©
190 Sportline tutti modelli											
escl. 190E 2.5 16V	90-5.93			25 13 320				V36-0365	B36-1470 ©	V36-0200	B36-1405 ©
© = escl. autolivellante											

Marca e Modello		anno costruzione	Pro-Kit fino a ca. -30 mm*	Eibach Sportline fino a ca. -50 mm**	Barre antirollio		Bilstein Sport (B6) per assetti standard AnteriorePosteriore		Bilstein Sprint (B8) per assetti ribassati fino a 50 mm AnteriorePosteriore		Kit Bilstein PSS (B14) reg. in altezza...PSS9 (B16) ...e taratura	
W202 Berlina - Classe C												
4 cilindri e 5 cilindri Diesel escl. autoliv. e Kompressor		6.93-12.95	25 32 140 ©	20 25 002 01 22 ©+#	25 32 320 ©+*		B36-1856	B36-1857 ©	B36-1854	B36-1855 ©		
C200 Kompressor escl. autoliv.		6.93-12.95	25 33 140 ©	20 25 002 01 22 ©+#	25 33 320 ©+*		B36-1856	B36-1857 ©	B36-1854	B36-1855 ©		
C230 Kompressor e 6 cilindri Diesel escl. autoliv.		6.93-12.95	25 33 140 ©	20 25 002 01 22 ©+#	25 33 320 ©+*		B36-1856	B36-1857 ©	B36-1854	B36-1855 ©		
4 cilindri e 5 cilindri Diesel escl. autoliv.		1.96-5.00	25 44 140 ©	20 25 002 01 22 ©+#	25 32 320 ©+*		B36-1856	B36-1857 ©	B36-1854	B36-1855 ©		
C200 Kompressor escl. autoliv.		1.96-5.00	25 45 140 ©	20 25 002 01 22 ©+#	25 33 320 ©+*		B36-1856	B36-1857 ©	B36-1854	B36-1855 ©		
C230 Kompressor e 6 cilindri Diesel escl. autoliv.		1.96-5.00	25 45 140 ©	20 25 002 01 22 ©+#	25 33 320 ©+*		B36-1856	B36-1857 ©	B36-1854	B36-1855 ©		
C240 V6 - C280 V6 escl. autoliv.		1.96-5.00	25 45 140 ©	20 25 002 01 22 ©+#	25 33 320 ©+*		B36-1856	B36-1857 ©	B36-1854	B36-1855 ©		
© = escl. autolivellante * = 4cil. escl. Komp.+4cil. Diesel=25 32 320 * = 4cil. Komp.+5cil. Diesel+6cil=25 33 320 # = escl. 270CDI							© = escl. autolivellante					
W202 SW - Classe C												
			escl. autol.	incl. autol.								
4 cilindri e 5 cilindri Diesel		1.96>	25 46 140	25 50 140	25 32 320 ©+*		B36-1856	B36-1857 ©	B36-1854	B36-1855 ©		
C200 Kompressor			25 47 240	25 51 140	25 33 320 ©+*		B36-1856	B36-1857 ©	B36-1854	B36-1855 ©		
C230 Kompressor e 6 cilindri Diesel		1.96>	25 47 240	25 51 140	25 33 320 ©+*		B36-1856	B36-1857 ©	B36-1854	B36-1855 ©		
C240 V6 - C280 V6		1.96>	25 47 240	25 51 140	25 33 320 ©+*		B36-1856	B36-1857 ©	B36-1854	B36-1855 ©		
© = escl. autolivellante * = 4cil. escl. Komp.+4cil. Diesel=25 32 320 * = 4cil. Komp.+5cil. Diesel+6cil=25 33 320							© = escl. autolivellante					
W203 Berlina - Classe C												
C180 - C180K - C200K - C200CDI - C220CDI escl. autoliv.		5.00-6.03	10 25 001 01 22		40 25 001 01 11		VE3-5344	BE3-6880	VE3-5345	BE3-6881	HE5-A077	GM5-8860
C240 - C270CDI - C320 escl. autoliv.		5.00-6.03	10 25 001 02 22		40 25 001 01 11		VE3-5344	BE3-6880	VE3-5345	BE3-6881	HE5-A077	GM5-8860
C180 - C180K - C200K - C200CDI - C220CDI escl. autoliv.		6.03>	10 25 001 01 22		40 25 001 07 11		VE3-5344	BE3-6880	VE3-5345	BE3-6881	HE5-A077	GM5-8860
C240 - C270CDI - C320 escl. autoliv.		6.03>	10 25 001 02 22		40 25 001 07 11		VE3-5344	BE3-6880	VE3-5345	BE3-6881	HE5-A077	GM5-8860
W203 Sportcoupè - Classe C												
C180 - C180K - C200K - C200CGI C230K		3.01-6.03	10 25 001 04 22		40 25 001 01 11		VE3-5344	BE3-6880	VE3-5345	BE3-6881	HE5-A077	GM5-8860
C180 - C180K - C200K - C200CGI C230K		6.03>	10 25 001 04 22		40 25 001 07 11		VE3-5344	BE3-6880	VE3-5345	BE3-6881	HE5-A077	GM5-8860
C320 - C350 - C220CDI - C300CDI		3.01-6.03	10 25 001 08 22		40 25 001 01 11		VE3-5344	BE3-6880	VE3-5345	BE3-6881	HE5-A077	GM5-8860
C320 - C350 - C220CDI - C300CDI		6.03>	10 25 001 08 22		40 25 001 07 11		VE3-5344	BE3-6880	VE3-5345	BE3-6881	HE5-A077	GM5-8860
W203T SW - Classe C												
C180 - C180K - C200K C200CDi - C220CDi		3.01-6.03	10 25 001 05 22		40 25 001 01 11		VE3-5344	BE3-6880	VE3-5345	BE3-6881	HE5-A078	GM5-8860
C240 - C270CDi - C320		3.01-6.03	10 25 001 06 22		40 25 001 01 11		VE3-5344	BE3-6880	VE3-5345	BE3-6881	HE5-A078	GM5-8860
C180 - C180K - C200K C200CDi - C220CDi		6.03>	10 25 001 05 22		40 25 001 07 11		VE3-5344	BE3-6880	VE3-5345	BE3-6881	HE5-A078	GM5-8860
C240 - C270CDi - C320		6.03>	10 25 001 06 22		40 25 001 07 11		VE3-5344	BE3-6880	VE3-5345	BE3-6881	HE5-A078	GM5-8860
R230												
350SL		12.02>	10 25 009 02 22									

Marca e Modello	anno costruzione	Pro-Kit fino a ca. -30 mm*	Eibach Sportline fino a ca. -50 mm**	Barre antirollio		Bilstein Sport (B6) per assetti standard AnteriorePosteriore	Bilstein Sprint (B8) per assetti ribassati fino a 50 mm AnteriorePosteriore	Kit Bilstein PSS (B14) reg. in altezza...PSS9 (B16) ...e taratura
								Bilstein Serie
W126 - Classe S								Ant. Post.
260SE-280S/SE/SEL-300SE 380SE/SEL/SEC-420SE/SEC-500SE/SEC escl. autoliv.	9.79-3.91	25 06 140				B36-0501B46-0511 ©	B36-1535B46-1536 ©	B36-1183B46-1184 ©
420SEL-500SEL escl. autoliv. e mod. 560	9.79-3.91					B36-0501B46-0511 ©	B36-1535B46-1536 ©	B36-1183B46-1184 ©
						© = escl. autolivellante		
R129 - Classe S								
300SL 24V - 500SL escl. 600SL	89-1.92	25 34 140						V36-0364B36-1316
300SL 24V - 500SL escl. 600SL	2.92>	25 34 140						V36-0232B36-1316
W140 - Classe S								
300SE/SEL - 400SE/SEL - 500SE/SEL escl. 600SE/SEL e mod. SEC	4.91-12.94	25 29 140 ©					B36-1537B46-1538 ©	B36-1706B46-1707 ©
S280 - S320 - S500 escl. modelli 12 cil. e mod. SEC	1.95>	25 35 140 ©					B36-1537B46-1538 ©	B36-1706B46-1707 ©
© = escl. autolivellante						© = escl. autolivellante		
W210 Berlina - Classe E								
E200 - E220D - E200CDI - E220CDI escl. 4WD e Kompressor	7.95-6.99	25 36 140	incl. autol. 25 38 140		25 37 320 ©	B36-2154B36-2155 ©	B36-2156B36-2157 ©	
E200 - E250D/TD - E270CDI incl. Kompr. escl. 4WD	7.95-6.99	25 37 140	25 39 140		25 37 320 ©	B36-2154B36-2155 ©	B36-2156B36-2157 ©	
E300TD - E320CDI incl. Kompr. escl. 4WD	7.95-6.99	25 37 140	25 39 140		25 37 320 ©	B36-2154B36-2155 ©	B36-2156B36-2157 ©	
Modelli V6 e V8 escl. 4WD	9.97-6.99	25 57 140	25 59 140			B36-2154B36-2155 ©	B36-2156B36-2157 ©	
E200 - E220D - E200CDI - E220CDI escl. 4WD e Kompressor	7.99-2.02	25 36 140	25 38 140		25 37 320 ©	B36-2155BE3-6203 ©	BE3-6204BE3-6205 ©	
E200 - E250D/TD - E270CDI incl. Kompr. escl. 4WD	7.99-2.02	25 37 140	25 39 140		25 37 320 ©	B36-2155BE3-6203 ©	BE3-6204BE3-6205 ©	
E300TD - E320CDI incl. Kompr. escl. 4WD	7.99-2.02	25 37 140	25 39 140		25 37 320 ©	B36-2155BE3-6203 ©	BE3-6204BE3-6205 ©	
Modelli V6 e V8 escl. 4WD	7.99-2.02	25 57 140	25 59 140			B36-2155BE3-6203 ©	BE3-6204BE3-6205 ©	
© = escl. autolivellante						© = escl. autolivellante		
W210T SW - Classe E (con autolivellante)								
E200 - E220D - E200CDI - E220CDI escl. Kompressor e 4WD	7.95>	25 36 140				B36-2154	B36-2156	
E200 - E250D/TD - E270CDI incl. Kompressor escl. 4WD	7.95>	25 37 140				B36-2154	B36-2156	
E300TD - E320CDI incl. Kompressor escl. 4WD	7.95>	25 37 140				B36-2154	B36-2156	
Modelli V6 e V8 escl. 4WD	9.97>	25 57 140				B36-2154	B36-2156	
W211 Classe E Berlina (escl. autolivellante)								
E200 - E200CDI - E220CDI - E240	12.02>	10 25 008 01 22		40 25 008 01 11		BE5-6905BE3-6906	BE5-6907BE3-6908	GM5-8876
E320 - E270CDI - E320CDI E220CDI full optional	3.02>	10 25 008 02 22		40 25 008 01 11		BE5-6905BE3-6906	BE5-6907BE3-6908	GM5-8876

Marca e Modello	anno costruzione	Pro-Kit fino a ca. -30 mm*	Eibach Sportline fino a ca. -50 mm**	Barre antirollio		Bilstein Sport (B6) per assetti standard		Bilstein Sprint (B8) per assetti ribassati fino a 50 mm		Kit Bilstein				
						Anteriore	Posteriore	Anteriore	Posteriore	PSS (B14) reg. in altezza...		PSS9 (B16) ...e taratura		
										Bilstein Serie		Bilstein Sportline		
										Ant.	Post.	Ant.	Post.	
W124 - Classe E Berlina (incl. condizionatore)		escl. autol.	incl. autol.	escl. autolivellante		(escl. autoliv.)		(escl. autoliv.)		(escl. autol.)				
200 peso 1820 kg	85-9.95	25 04 140	25 11 140		25 04 320		V36-0361	B36-1385	V36-0365	B36-1470	V36-0185	B36-1518	V36-4053	B36-1612
200E peso 1840 kg	85-9.95	25 04 140	25 11 140		25 04 320		V36-0361	B36-1385	V36-0365	B36-1470	V36-0185	B36-1518	V36-4053	B36-1612
220E peso 1940 kg	92-5.95	25 04 140	25 11 140		25 04 320		V36-0361	B36-1385	V36-0365	B36-1470	V36-0185	B36-1518	V36-4053	B36-1612
230E peso 1850 kg	85-9.95	25 04 140	25 11 140		25 04 320		V36-0361	B36-1385	V36-0365	B36-1470	V36-0185	B36-1518	V36-4053	B36-1612
260E peso 1910 kg	85-9.95	25 17 140	25 18 140				V36-0361	B36-1385	V36-0365	B36-1470	V36-0185	B36-1518	V36-4053	B36-1612
280E peso 2040 kg	92-5.95	25 17 140	25 18 140				V36-0361	B36-1385	V36-0365	B36-1470	V36-0185	B36-1518	V36-4053	B36-1612
300E peso 1910 kg	85-9.95	25 17 140	25 18 140				V36-0361	B36-1385	V36-0365	B36-1470	V36-0185	B36-1518	V36-4053	B36-1612
300E 24V peso 1980 kg	89-5.95	25 17 140	25 18 140				V36-0361	B36-1385	V36-0365	B36-1470	V36-0185	B36-1518	V36-4053	B36-1612
320E peso 2040 kg	92-5.95	25 17 140	25 18 140				V36-0361	B36-1385	V36-0365	B36-1470	V36-0185	B36-1518	V36-4053	B36-1612
200D peso 1830 kg	85-9.95	25 04 140	25 11 140		25 04 320		V36-0361	B36-1385	V36-0365	B36-1470	V36-0185	B36-1518	V36-4053	B36-1612
250D peso 1890 kg	85-9.95	25 17 140	25 18 140				V36-0361	B36-1385	V36-0365	B36-1470	V36-0185	B36-1518	V36-4053	B36-1612
250TD peso 1950 kg	88-5.95	25 17 140	25 18 140				V36-0361	B36-1385	V36-0365	B36-1470	V36-0185	B36-1518	V36-4053	B36-1612
300D peso 1930 kg	85-9.95	25 17 140	25 18 140				V36-0361	B36-1385	V36-0365	B36-1470	V36-0185	B36-1518	V36-4053	B36-1612
300DTD peso 1990 kg	85-9.95	25 17 140	25 18 140				V36-0361	B36-1385	V36-0365	B36-1470	V36-0185	B36-1518	V36-4053	B36-1612
E200 peso 1930 kg	93-5.95	25 05 140	25 12 140		25 04 320		V36-0361	B36-1385	V36-0365	B36-1470	V36-0185	B36-1518	V36-4053	B36-1612
E220 peso 1940 kg	93-5.95	25 05 140	25 12 140		25 04 320		V36-0361	B36-1385	V36-0365	B36-1470	V36-0185	B36-1518	V36-4053	B36-1612
E280 peso 2040 kg	93-5.95	25 17 140	25 18 140				V36-0361	B36-1385	V36-0365	B36-1470	V36-0185	B36-1518	V36-4053	B36-1612
E280 peso 2040 kg	93-5.95	25 17 140	25 18 140				V36-0361	B36-1385	V36-0365	B36-1470	V36-0185	B36-1518	V36-4053	B36-1612
E200D peso 1910 kg	93-5.95	25 17 140	25 18 140				V36-0361	B36-1385	V36-0365	B36-1470	V36-0185	B36-1518	V36-4053	B36-1612
E250D peso 1990 kg	93-5.95	25 17 140	25 18 140				V36-0361	B36-1385	V36-0365	B36-1470	V36-0185	B36-1518	V36-4053	B36-1612
E250TD peso 2010 kg	93-5.95	25 17 140	25 18 140				V36-0361	B36-1385	V36-0365	B36-1470	V36-0185	B36-1518	V36-4053	B36-1612
E300D peso 2030 kg	93-5.95	25 17 140	25 18 140				V36-0361	B36-1385	V36-0365	B36-1470	V36-0185	B36-1518	V36-4053	B36-1612
E300TD peso 2175 kg	93-5.95	25 17 140	25 18 140				V36-0361	B36-1385	V36-0365	B36-1470	V36-0185	B36-1518	V36-4053	B36-1612
W124 - Classe E Coupé (escl. condizionatore)		escl. autol.	incl. autol.	escl. autolivellante		(escl. autoliv.)		(escl. autoliv.)		(escl. autol.)				
200 - 220CE peso 1890 kg	92-5.95	25 04 140	25 11 140		25 04 320		V36-0361	B36-1385	V36-0365	B36-1470	V36-0190	B36-1668		
230CE peso 1870 kg	87-5.95	25 04 140	25 11 140		25 04 320		V36-0361	B36-1385	V36-0365	B36-1470	V36-0190	B36-1668		
300CE peso 1870 kg	87-5.95	25 05 140	25 12 140				V36-0361	B36-1385	V36-0365	B36-1470	V36-0190	B36-1668		
300CE 24V peso 1930 kg	89-5.95	25 17 140	25 18 140				V36-0361	B36-1385	V36-0365	B36-1470	V36-0190	B36-1668		
320CE peso 1980 kg	92-5.95	25 17 140	25 18 140				V36-0361	B36-1385	V36-0365	B36-1470	V36-0190	B36-1668		
E200 peso 1890 kg	93-5.95	25 04 140	25 11 140		25 04 320		V36-0361	B36-1385	V36-0365	B36-1470	V36-0231	B36-1612		
E220 peso 1890 kg	93-5.95	25 04 140	25 11 140		25 04 320		V36-0361	B36-1385	V36-0365	B36-1470	V36-0231	B36-1612		
E320 peso 1890 kg	93-5.95	25 05 140	25 12 140				V36-0361	B36-1385	V36-0365	B36-1470	V36-0231	B36-1612		
W124 - Classe E Coupé (incl. condizionatore)		escl. autol.	incl. autol.	escl. autolivellante		(escl. autoliv.)		(escl. autoliv.)		(escl. autol.)				
200 - 220CE peso 1890 kg	92-5.95	25 05 140	25 12 140		25 04 320		V36-0361	B36-1385	V36-0365	B36-1470	V36-0190	B36-1668		
230CE peso 1870 kg	87-5.95	25 05 140	25 12 140		25 04 320		V36-0361	B36-1385	V36-0365	B36-1470	V36-0190	B36-1668		
300CE peso 1870 kg	87-5.95	25 17 140	25 18 140				V36-0361	B36-1385	V36-0365	B36-1470	V36-0190	B36-1668		
300CE 24V peso 1930 kg	89-5.95	25 17 140	25 18 140				V36-0361	B36-1385	V36-0365	B36-1470	V36-0190	B36-1668		
320CE peso 1980 kg	92-5.95	25 17 140	25 18 140				V36-0361	B36-1385	V36-0365	B36-1470	V36-0190	B36-1668		
E200 peso 1890 kg	93-5.95	25 05 140	25 12 140		25 04 320		V36-0361	B36-1385	V36-0365	B36-1470	V36-0231	B36-1612		
E220 peso 1890 kg	93-5.95	25 05 140	25 12 140		25 04 320		V36-0361	B36-1385	V36-0365	B36-1470	V36-0231	B36-1612		
E320 peso 1890 kg	93-5.95	25 17 140	25 18 140				V36-0361	B36-1385	V36-0365	B36-1470	V36-0231	B36-1612		

Marca e Modello	anno costruzione	Pro-Kit fino a ca. -30 mm*		Eibach Sportline fino a ca. -50 mm**	Barre antirollio		Bilstein Sport (B6) per assetti standard Anteriore Posteriore		Bilstein Sprint (B8) per assetti ribassati fino a 50 mm Anteriore Posteriore		Kit Bilstein			
											PSS (B14) reg. in altezza...		PSS9 (B16) ...e taratura	
											Bilstein Serie		Bilstein Sportline	
											Ant.	Post.	Ant.	Post.
W124 - Classe E Cabrio		escl. autol.	incl. autol.	escl. autolivellante			(escl. autoliv.)		(escl. autoliv.)		(escl. autol.)			
200 Cabrio peso 2130 kg	93-5.95	25 17 140	25 18 140		25 04 320		V36-0361	B36-1385	V36-0365	B36-1470	V36-0231	B36-1612		
E220 Cabrio peso 2140 kg	93-5.95	25 17 140	25 18 140				V36-0361	B36-1385	V36-0365	B36-1470	V36-0231	B36-1612		
E320 Cabrio peso 2210 kg	93-5.95	25 17 140	25 18 140				V36-0361	B36-1385	V36-0365	B36-1470	V36-0231	B36-1612		
W124 - Classe E Sportline														
4 e 6 cilindri incl. 16V	90-5.95						V36-0361	B36-1385 ©	V36-0365	B36-1470 ©	V36 4053	B36-1612 ©		
							© = escl. autolivellante							
W124T - Classe E SW (incl. autolivellante)		escl. cond.	incl. cond.											
200TE peso 2120 kg	92-5.95	25 11 140	25 12 140				V36-0361		V36-0365		V36-0185			
200T peso 2070 kg	85-5.95	25 11 140	25 12 140				V36-0361		V36-0365		V36-0185			
200TE peso 2080 kg	88-5.95	25 11 140	25 12 140				V36-0361		V36-0365		V36-0185			
220TE peso 2130 kg	92-5.95	25 12 140	25 12 140				V36-0361		V36-0365		V36-0185			
230TE peso 2100 kg	85-5.95	25 11 140	25 12 140				V36-0361		V36-0365		V36-0185			
280TE peso 2200 kg	92-5.95	25 12 140	25 18 140				V36-0361		V36-0365		V36-0185			
300TE peso 2120 kg	85-5.95	25 12 140	25 18 140				V36-0361		V36-0365		V36-0185			
300TE 24V peso 2160 kg	89-5.95	25 12 140	25 18 140				V36-0361		V36-0365		V36-0185			
320TE peso 2200 kg	92-5.95	25 12 140	25 18 140				V36-0361		V36-0365		V36-0185			
200TD peso 2130 kg	85-5.95	25 11 140	25 18 140				V36-0361		V36-0365		V36-0185			
250TD peso 2130 kg	85-8.89	25 11 140	25 18 140				V36-0361		V36-0365		V36-0185			
250TD peso 2130 kg	9,89-5.95	25 12 140	25 18 140				V36-0361		V36-0365		V36-0185			
300TD peso 2170 kg	86-5.95	25 12 140	25 18 140				V36-0361		V36-0365		V36-0185			
300TD Turbo peso 2220 kg	85-5.95	25 18 140	25 18 140				V36-0361		V36-0365		V36-0185			
E200 peso 2120 kg	93-5.95	25 12 140	25 12 140				V36-0361		V36-0365		V36-0185			
E220 peso 2130 kg	93-5.95	25 12 140	25 12 140				V36-0361		V36-0365		V36-0185			
E280 peso 2200 kg	93-5.95	25 12 140	25 18 140				V36-0361		V36-0365		V36-0185			
E320 peso 2200 kg	93-5.95	25 12 140	25 18 140				V36-0361		V36-0365		V36-0185			
Vaneo														
tutti modelli	11.01>	10 25 007 01 22												
W163 - Classe ML														
230 - 320 - 430	2.98-12.98	25 58 120					BE5-6456		BE5-6456R					
230 - 270CDI - 320 - 350 - 400CDI														
430 - 500 - 55 AMG	1.99-6.05	25 58 120					BE5-6456	BE5-2985 ©	BE5-6456R	BE5-2985 ©				
							© = perno snodo inferiore ellittico							
W164 - Classe ML														
350 - 500 - 280CDI - 320CDI	6.05>	10 25 017 01 22					BE5-C436	BE5-C437						
W460 - W463 Classe G														
230G- 240GD- 250GD- 280GE- 300GD	79-6.90						B46-0504	B46-0514						
230GE /GD - 300GE/GD	6.90>						B46-1635	B46-1636						
W639 Viano/Vito														
3.0 - 3.2 - 2.0CDI - 2.2CDI	8.03>	10 25 014 01 22												
3.0 - 3.2 - 2.0CDI - 2.2CDI														
con sosp. pneumatica	8.03>	10 25 014 05 22												

MG
MERCEDES BENZ (segue)

Marca e Modello	anno costruzione	Pro-Kit fino a ca. -30 mm*	Eibach Sportline fino a ca. -50 mm**	Barre antirollio		Bilstein Sport (B6) per assetti standard		Bilstein Sprint (B8) per assetti ribassati fino a 50 mm		Kit Bilstein	
						Anteriore	Posteriore	Anteriore	Posteriore	PSS (B14) reg. in altezza...	PSS9 (B16) ...e taratura
Evo VII (CT9A)											
2.0 16V GT	11.99-3.04	10 60 005 01 22									GM5-8642
Evo VIII (CTO)											
2.0 16V GT	3.04>	10 60 005 01 22				VE3-B843	BE5-B844	VE3-B845	BE5-B846	HE5-B847	GM5-8642
Space Runner (N1)											
tutti modelli	8.99>	60 39 140									
Space Wagon (N5)											
2.4 escl. 4WD	8.99>	60 30 140									
Space Gear											
4WD (incl. ECS) escl. autoliv.	5.95>					B46-2109	B46-2110				
4WD (incl. ECS) con autoliv.	5.95>					B46-2109	B46-2111				
Space Star (DGO)											
1.3	10.98-9.00	60 31 140									
1.3 - 1.6	10.00>	10 60 007 01 22									
Carisma (DA)											
1.6 - 1.9D escl. 1.8	96-5.99	60 22 140									
tutti modelli	6.99>	60 38 140									
Pajero											
D - TD - 4 cilindri (sosp. a balestre)	5.83-91					B46-1332	B46-1333				
V6 - TDIC (sosp. a molle elicoidali)	2.89-91					B46-1336	B46-1337				
V6 - TDIC (sosp. a molle elicoidali)	5.91>					B46-1794	B46-1795				
Pajero Pinin (H60W)	99>	10 60 001 01 22									
Pajero 3° Serie escl. Pinin e Sport	2000>			40 60 002 01 11		BE5-6271	BE5-6272				
Outlander (COUW)											
2.0 - 2.4	5.03>	10 60 009 01 22									
L200											
tutti modelli	4.97>					B46-1332 ©	su rich.				
tutti modelli	4.97>					B46-1794 *	su rich.				
© = attacco inferiore staffa con 2 bulloni laterali * = attacco inferiore occhiello con bullone passante											
NISSAN											
Micra											
tutti modelli tipo K11	11.92-3.98	63 28 140									
1.2 - 1.6 - 1.5dCi (K12)	2.03>	10 63 010 01 22	20 63 010 01 22								
1.6 SR 160 (K12)	8.05>	10 63 010 01 22	20 63 010 01 22								
Micra CC											
1.4 - 1.6	10.05>	10 63 010 03 22									

Marca e Modello	anno costruzione	Pro-Kit fino a ca. -30 mm*	Eibach Sportline fino a ca. -50 mm**	Barre antirollio		Bilstein Sport (B6) per assetti standard		Bilstein Sprint (B8) per assetti ribassati fino a 50 mm		Kit Bilstein	
						Anteriore	Posteriore	Anteriore	Posteriore	PSS (B14) reg. in altezza...	PSS9 (B16) ...e taratura
Almera											
1.4 (N15)	96-9.97	63 35 140									
1.6 - Diesel (N15)	5.95-9.97	63 34 140									
GTI (N15)	6.96-10.97	63 37 140									
1.4 - 1.6 (N15)	10.97-2.00	63 39 140									
Diesel - GTI (N15)	10.97-2.00	63 40 140									
tutti mod. incl. 1.5dci escl. 2.2 TD (N16)	3.00>	10 63 001 01 22	20 63 001 01 22								
2.2 TD (N16)	3.00>	10 63 001 02 22									
Tino 1.8 - 2.0 - 2.2TD (V10)	8.00>	10 63 001 03 22									
Primera Berlina											
1.6 -2.0D tipo P10	11.90-9.96	63 27 140				B46-1782	P30-3011 ©				
2.0 16V GT tipo P10 2WD	11.90-9.96					B46-1782	P30-3011 ©				
1.6 - 2.0 16V tipo P11 2WD	9.96-2.99	63 36 140				B46-1782	BE5-2344				
TD tipo P11	9.96-2.99	63 38 140				B46-1782	BE5-2344				
1.6 - 1.8 tipo P11	3.99-2.02	63 43 140	20 63 003 01 22			B46-1782	BE5-2344				
2.0 - Diesel tipo P11	3.99-2.02	63 44 140	20 63 003 01 22			B46-1782	BE5-2344				
2.0 cambio autom. - 2.2D mod. P12	3.02>	10 63 003 01 22									
1.6 - 1.8 - 2.0 cambio man. mod. P12	3.02>	10 63 003 04 22									
						© = solo per orig. KYB con cuffia filettata					
Primera SW											
Traveller (WP11) peso max anteriore 1000 kg	4.98-2.02	63 41 140									
2.0 cambio autom. - 2.2D mod. WP12	3.02>	10 63 003 02 22									
1.6 - 1.8 - 2.0 cambio man. mod. WP12	3.02>	10 63 003 05 22									
Maxima											
QX 6 cil. mod. A32	3.95-3.00	63 33 140									
3.0 6V mod. A33	4.00>	10 63 002 01 22									
200 SX											
1.8 16V Turbo mod. S13	2.89-9.93					R36-5013	B46-1260				
2.0 16V Turbo mod. S14	10.93>	63 32 140				R36-5034	B46-1916				
350 Z											
3.5 incl. Roadster	11.03>	10 63 013 01 22				BE5-B892sx/B893dx	BE5-B894	BE5-A156M0sx/A157M0dx	BE5-A158M0	HE5-A162	GM5-A970
Terrano											
Terrano I	10.88-93					B46-1245	B46-2077				
Terrano II	1.93>					B46-2076	B46-2077				
Patrol											
W160 - K160	11.79-8.00					B46-0410	B46-0420				
K260	5.86-6.90					B46-0410	B46-2077				
GR mod. Y60	10.87-5.97					B46-1266	B46-1267				
GR mod. Y61	6.97>					BE5-6043	BE5-6044				
X-Trail (T30)											
2.0 - 2.2D	7.01>	10 63 009 01 22									

[illegible]

Marca e Modello	anno costruzione	Pro-Kit fino a ca. -30 mm*	Eibach Sportline fino a ca. -50 mm**	Barre antirollio		Bilstein Sport (B6) per assetti standard		Bilstein Sprint (B8) per assetti ribassati fino a 50 mm		Kit Bilstein	
						Anteriore	Posteriore	Anteriore	Posteriore	PSS (B14) reg. in altezza...	PSS9 (B16) ...e taratura
Omega Berlina											
tutti modelli fino 2.0cc (A) incl. autoliv. Nivomat	9.86-3.94					V36-0094	B46-1110	V36-0371	B36-1528		
2.4 - 2.6i (A) incl. autoliv. Nivomat	9.86-3.94	65 19 140				V36-0094	B46-1110	V36-0371	B36-1528		
3.0i - 3.0i 24V (A) escl. modelli con cond.	9.86-3.94	65 19 140				V36-0094	B46-1110	V36-0371	B36-1528		
4 cil. (B) incl. style 2000	4.94>	65 31 140				VE3-4425	B46-2260	VE3-4426	B46-2258		
6 cil. (B) incl. style 2000	4.94>	65 32 140				VE3-4425	B46-2260	VE3-4426	B46-2258		
Omega SW											
tutti modelli fino 2.0cc (A) incl. autoliv. Nivomat	9.86-3.94	65 16 140				V36-0094	B46-1770				
2.4 - 2.6i - 3.0i 24V (A) escl. modelli con cond.	89-3.94	65 20 140				V36-0094	B46-1770				
4 cil. (B)	4.94>	65 33 140				VE3-4425	B46-1770	VE3-4426	B46-2259		
6 cil. (B)	4.94>	65 34 140				VE3-4425	B46-1770	VE3-4426	B46-2259		
Vectra Berlina											
1.6GL- 2.0i GL/GLS/CD - GT 16V (A) escl. modelli 6 cil.	9.88-10.95	65 22 140				P36-0367	B46-1555	P36-0159	B46-1393		
2.0i 16V - 2.0 Turbo 2 e 4WD (A) escl. modelli 6 cil.	89-12.92					P36-0367	B46-1658	P36-0159	B46-1476		
2.0i 16V - 2.0 Turbo 2 e 4WD (A) escl. modelli 6 cil.	1.93-10.95					P36-0367	B46-1555	P36-0159	B46-1393		
V6 (A)	9.93-10.95	65 29 140				P36-0367	B46-1555	P36-0159	B46-1393		
4 cil. 1.6cc (B) peso ant. fino 870kg	10.95-3.02	65 45 140 ©				VE3-4280sx/4281dx	BE3-2551 ©	VE3-4296sx/4297dx	BE3-2552 ©	HE5-8752 ©	
4 cil. 1.8cc (B) peso ant. tra 871kg e 975kg	10.95-3.02	65 37 140 ©				VE3-4280sx/4281dx	BE3-2551 ©	VE3-4296sx/4297dx	BE3-2552 ©	HE5-8752 ©	
6 cil. 2.2cc e Diesel (B) peso ant. tra 976kg e 1035kg	10.95-3.02	65 38 140©				VE3-4280sx/4281dx	BE3-2551 ©	VE3-4296sx/4297dx	BE3-2552 ©	HE5-8752 ©	
© = escluso autolivellante						© = escluso autolivellante					
Vectra C Berlina											
1.6 - 1.8	4.02>	10 65 007 05 22©				VE3-A219sx/5363dx	BE5-6960 ©	VE3-A223sx/5364dx	BE5-6961 ©	HE5-8752 ©	
1.8 - 2.0T - 2.2 - 3.2 - 1.9 CDTi 2.2DTi	4.02>	10 65 007 01 22©				VE3-A219sx/5363dx	BE5-6960 ©	VE3-A223sx/5364dx	BE5-6961 ©	HE5-8752 ©	
2.0T - 3.2 - 1.9CDTi - 2.0 DTi 2.2DTi	4.02>	10 65 007 02 22©				VE3-A219sx/5363dx	BE5-6960 ©	VE3-A223sx/5364dx	BE5-6961 ©	HE5-8752 ©	
3.0 DTi	5.03>	10 65 007 07 22 ©				VE3-A219sx/5363dx	BE5-6960 ©	VE3-A223sx/5364dx	BE5-6961 ©	HE5-8752 ©	
© = escluso autolivellante						© = escluso autolivellante					
Vectra SW											
4 cil. 1.6cc (B) peso ant. fino 870kg	11.96-2.03	65 46 140 ©				VE3-4280sx/4281dx	BE3-2551 ©	VE3-4296sx/4297dx	BE3-2552 ©	HE5-8752 ©	
4 cil. 1.8cc (B) peso ant. oltre 871kg	11.96-2.03	65 39 140 ©				VE3-4280sx/4281dx	BE3-2551 ©	VE3-4296sx/4297dx	BE3-2552 ©	HE5-8752 ©	
6 cil. 2.2cc e Diesel (B) peso ant. tra 976kg e 1035kg	11.96-2.03	65 40 140 ©				VE3-4280sx/4281dx	BE3-2551 ©	VE3-4296sx/4297dx	BE3-2552 ©	HE5-8752 ©	
© = escluso autolivellante						© = escluso autolivellante					

OPEL (segue)

Marca e Modello	anno costruzione	Pro-Kit fino a ca. -30 mm*	Eibach Sportline fino a ca. -50 mm**	Barre antirollio		Bilstein Sport (B6) per assetti standard AnteriorePosteriore		Bilstein Sprint (B8) per assetti ribassati fino a 50 mm AnteriorePosteriore		Kit Bilstein PSS (B14) reg. in altezza...PSS9 (B16) ...e taratura	
Vectra C SW											
1.8 - 2.0T - 2.2 - 3.2 - 1.9CDTi 2.2DTi	3.03>	10 65 011 01 22 ©				VE3-B065sx/B066dx	BE5-6960 ©	VE3-B067sx/B068dx	BE5-6961 ©		
2.0T - 3.2 - 1.9CDTi - 2.0DTi - 2.2DTi	3.03>	10 65 011 02 22 ©				VE3-B065sx/B066dx	BE5-6960 ©	VE3-B067sx/B068dx	BE5-6961 ©		
3.0 DTi	3.03>	10 65 011 03 22 ©				VE3-B065sx/B066dx	BE5-6960 ©	VE3-B067sx/B068dx	BE5-6961 ©		
© = escluso autolivellante						© = escluso autolivellante					
Signum											
1.8 - 2.0T - 2.2 - 3.2 - 2.2 DTi	3.03>	10 65 011 01 22 ©				VE3-A219sx/5363dx	BE5-6960 ©	VE3-A223sx/5364dx	BE5-6961 ©		
2.0T - 3.2 - 2.0DTi - 2.2 DTi	3.03>	10 65 011 02 22 ©				VE3-A219sx/5363dx	BE5-6960 ©	VE3-A223sx/5364dx	BE5-6961 ©		
3.0 DTi	3.03>	10 65 011 03 22 ©				VE3-A219sx/5363dx	BE5-6960 ©	VE3-A223sx/5364dx	BE5-6961 ©		
© = escluso autolivellante						© = escluso autolivellante					
Speedster											
tutti modelli escl. Turbo		10 65 008 01 22									
Zafira											
tutti modelli	4.99-6.05	65 49 140 ©				VE3-4598	BE5-2989	VE3-4599	BE5-2990		
© = escluso 2.2DTi e OPC											
Zafira (B)											
1.4 - 1.6 - 1.8	6.05>	10 65 014 01 22									
2.0Turbo - 2.2 - 1.9CdTi	6.05>	10 65 014 02 22									
Frontera											
tutti mod. incl. sosp. a balestre	92-12.94					B46-1676	B46-1677				
tutti mod. incl. sosp. a molle elicoidali	1.95-10.98					B46-1676	BE5-2298				
tutti modelli	11.98>					BE5-2831	BE5-2986				
PEUGEOT											
106											
XN - XR - XT - XS - XSI - Rallye mod. 1A-1C escl. Diesel	91-5.96	70 01 120				P30-3060	B46-1276	P30-3059MO	B46-1276		
XND - XRD mod. 1A-1C	91-5.96	70 03 120				P30-3060	B46-1276	P30-3059MO	B46-1276		
tutti modelli benzina escl. Rallye - GTI - Sport	5.96>	70 16 120	20 70 001 01 20			P30-3060	B46-1276	P30-3059MO	B46-1276		
Rallye - GTI - Sport	5.96>	70 22 120	20 70 001 01 20			P30-3060	B46-1276	P30-3059MO	B46-1276		
107											
1.0	6.05>	10 70 008 01 22									
1007											
1.4 - 1.6		10 70 009 01 22									
205 (741A/B/C - 20A/C)											
1.4 - 1.6 cambio autom. 55 e 65 kw (escl. Diesel)	11.83>	70 03 120				V36-0547dx/0548sx	B46-1038				
1.6 GTI -1.9 GTI - 1.3 Rallye - Cabrio - 1.9	2.84>	70 01 120				V36-0547dx/0548sx	B46-1038				
Diesel	11.83>	70 04 120				V36-0547dx/0548sx	B46-1038				

PEUGEOT

Marca e Modello	anno costruzione	Pro-Kit fino a ca. -30 mm*	Eibach Sportline fino a ca. -50 mm**	Barre antirollio		Bilstein Sport (B6) per assetti standard		Bilstein Sprint (B8) per assetti ribassati fino a 50 mm		Kit Bilstein	
						Anteriore	Posteriore	Anteriore	Posteriore	PSS (B14) reg. in altezza...	PSS9 (B16) ...e taratura
206 (2A/C)											
1.2 - 1.4	9.98>	70 23 120	20 70 002 01 20			VE3-4646sx/4647dx	BE3-6519			HE5-8756	
1.6 - 1.9 XRD	9.98>	70 24 120	20 70 002 01 20			VE3-4646sx/4647dx	BE3-6519			HE5-8756	
1.6 16V XS	01>	70 24 120	20 70 002 01 20			VE3-4646sx/4647dx	BE3-6519			HE5-8756	
GTI 16V - GT	9.98>	70 25 120	20 70 002 01 20			VE3-4646sx/4647dx	BE3-6519			HE5-8756	
Cabrio	1.01>	70 25 120	20 70 002 01 20			VE3-5016sx/5017dx	BE3-6519			HE5-8756	
1.4HDI	12.99>	70 25 120	20 70 002 01 20			VE3-4646sx/4647dx	BE3-6519			HE5-8756	
1.6HDI - 2.0 HDI	12.99>	10 70 002 03 20	20 70 002 01 20			VE3-4646sx/4647dx	BE3-6519			HE5-8756	
2.0 RC	7.03>	10 70 002 07 20	20 70 002 01 20			VE3-4646sx/4647dx	BE3-6519			HE5-8756	
206 SW											
1.1-1.4	7.02>	70 23 120	20 70 002 01 20			VE3-4646sx/4647dx					
1.6	7.02>	70 24 120	20 70 002 01 20			VE3-4646sx/4647dx					
S16-1.4HDI	7.02>	70 25 120	20 70 002 01 20			VE3-4646sx/4647dx					
1.6HDI - 2.0HDI	7.02>	10 70 002 03 20	20 70 002 01 20			VE3-4646sx/4647dx					
306 (7A/B/C/D/E - N3/5)											
Berlina - SW e Cabrio 1.8 escl. modelli Diesel e 16V	3.93>	70 10 120				V36-4131sx/4132dx	B46-1038	V36-4133sx/4134dx	B46-1038	HE5-8757	
Diesel - GTI 16V - Rallye - Cabrio 2.0	10.93>	70 11 120				V36-4131sx/4132dx	B46-1038	V36-4133sx/4134dx	B46-1038	HE5-8757	
307 Berlina											
Modelli Benzina	6.01>	10 70 004 01 22	20 70 004 01 22			VE3-5274	BE5-6860	VE3-5275	BE5-6861	HE5-A081	
Modelli Diesel	6.01>	10 70 004 02 22	20 70 004 01 22			VE3-5274	BE5-6860	VE3-5275	BE5-6861	HE5-A081	
307 Break											
Modelli Break Benzina	4.02>	10 70 004 05 22	20 70 004 01 22			VE3-5274	BE5-6860	VE3-5275	BE5-6968	HE5-A081	
Modelli Break Diesel	4.02>	10 70 004 06 22	20 70 004 01 22			VE3-5274	BE5-6860	VE3-5275	BE5-6968	HE5-A081	
307 CC											
1.6 - 2.0	10.03>	10 70 004 09 22				VE3-5274	BE5-6860	VE3-5275	BE5-6861	HE5-A081	
2.0 HDI	9.05>	10 70 004 10 22				VE3-5274	BE5-6860	VE3-5275	BE5-6861		
309 (10A/C - 3A/C)											
tutti modelli escl. GTI 16V e 1.9GTI	2.86-2.93					V36-0547dx/0548sx	B36-1039				
GTI 16V - 1.9 GTI	1.87-2.93	70 05 120				V36-0547dx/0548sx	B36-1039				
405 (15B - 15E - 4B - 4E)											
tutti modelli Berlina e SW incl. Diesel	9.87-9.95	70 06 120				V36-0552	B46-1510 ©				
						© = escl. 4WD					
406 Berlina (8E)											
1.6 - 1.8	10.95-05.04	70 14 140									
2.0 - 2.2 - 3.0V6 - TD - HDI	10.95-05 04	70 15 140									
406 SW (8E/F)											
1.6 - 1.8	1.97>	70 17 140									
2.0 - 2.2 - 3.0V6 - TD - HDI	1.97>	70 18 140									

PEUGEOT (segue)

Marca e Modello	anno costruzione	Pro-Kit fino a ca. -30 mm*	Eibach Sportline fino a ca. -50 mm**	Barre antirollio		Bilstein Sport (B6) per assetti standard AnteriorePosteriore	Bilstein Sprint (B8) per assetti ribassati fino a 50 mm AnteriorePosteriore	Kit Bilstein PSS (B14) reg. in altezza...PSS9 (B16) ...e taratura
406 Coupé (8C)								
tuuti modelli Benzina 4 cil. e HDi	1.97>	70 19 140						
3.0cc V6	1.97>	70 20 140						
407 Berlina								
1.8 - 2.0 - 1.6HDI	5.04>	10 70 007 01 22				BE5-C274BE5-C275	BE5-C276BE5-C277	
2.0HDI - 2.2	5.04>	10 70 007 02 22				BE5-C274BE5-C275	BE5-C276BE5-C277	
407 SW								
1.8 - 2.0 - 1.6HDI	10.04>	10 70 007 05 22				BE5-C274BE5-C275	BE5-C276BE5-C277	
2.0HDI - 2.2	10.04>	10 70 007 06 22				BE5-C274BE5-C275	BE5-C276BE5-C277	
806 (221)								
Modelli Benzina escl. Diesel	93-9.01	70 12 140						
807 (E)								
2.0 - 3.0V6 - 2.0JTD - 2.2JTD	12.01>	10 70 005 01 22						
Partner/Ranch (5F)								
tutti modelli	98-2.03	70 21 120						
Facelift 1.4 -1.6 -1.9D -2.0HDI	3.03>	10 22 005 01 20						
Boxer								
tutti modelli escl. Maxi							B46-1509 ©	
Maxi							B46-1509 ©	
© = taratura rinforzata								
PORSCHE								
911 Carrera								
Carrera 2 serie H ant. solo per cartuccia Boge	4.85>					P36-0115B46-0975		
Carrera serie H ant. solo per cartuccia Bilst.	4.85>					RE3-5050B46-0975		
Carrera 2 - Carrera 4 mod. 964	1.89-90	72 01 140				VE3-5277sx/5278dxB46-1735 ©		GM5-C392 ©
Carrera 2 - Carrera 4 mod. 964	90-9.94	72 01 140				VE3-5277sx/5278dxB46-1547 *		GM5-A614 *
Carrera 2 RS-NGT mod. 964	89-9.94					V36-0155sx/0156dxB46-1487		
tutti modelli 993 escl. Turbo e 4WD	94>	72 08 140				VE3 4692sx/4693dxBE5-6130sx/6131dx		GM5-8044
tutti modelli 993 Turbo e 4WD	94>					VE3 4692sx/4693dxBE5-6130sx/6131dx		GM5-8044
tutti modelli 996 (incl. Cabrio) escl.4WD	6.97-7.04					VN7-4612BE5-2993	VN7-4613BE5-2994	GM5-8846
tutti modelli 996 Carrera 4, Carrera 4S	6.97>							GM5-8848
tutti modelli 996 Turbo 4	6.97>					VN3-5256BE5-6811	VN3-5272BE5-6859	GM5-8877
3.6 Carrera - 3.8 Carresra S (997) escl. sosp. elettronica	7.04>	10 72 007 01 22		40 72 007 01 11		VE3-B821BE5-B822	VE3-B823BE5-B824	HE5-B460GM5-B557
3.6 Carrera - 3.8 Carresra S (997) con sosp. elettronica	7.04>	10 72 007 01 22		40 72 007 01 11		VA3-B825BA5-B826	VA3-B827BA5-B828	GA5-B560
© = amm. post. originale BOGE 964 333 05105 * = amm. post. originale BOGE 964 333 05700								

PORSCHE

Marca e Modello	anno costruzione	Pro-Kit fino a ca. -30 mm*	Eibach Sportline fino a ca. -50 mm**	Barre antirollio		Bilstein Sport (B6) per assetti standard AnteriorePosteriore	Bilstein Sprint (B8) per assetti ribassati fino a 50 mm AnteriorePosteriore	Kit Bilstein PSS (B14) reg. in altezza...PSS9 (B16) ...e taratura	
924									
924-924GT-924 Turbo-944 ant. solo per cartuccia Boge	78-8.84					P30-0040B36-0161			
924S-944(non Turbo) ant. solo per cartuccia Boge	9.84>					P30-0040B36-2052			
928									
928-928S	>2.84						B46-0974		
928-928S-S4-GT	2.84-11.95					B46-0966B46-0974			
Boxster (986)									
tutti modelli	9.96>	72 12 140				VN7-4621 ©VN3-4622 ©	VN7-4623 ©VN3-4624 ©	GM5-8847 ©	
						© = escl. modelli con assetto sportivo di serie			
Boxster (987)									
2.7 - S3.2 escl. sosp. elettronica	11.04>	10 72 006 01 22		40 72 006 01 11		VE3-C218VE3-C219	VE3-C220VE3-C221	HE5-C192GM5-C189	
2.7 - S3.2 con sosp. elettronica	11.04>	10 72 006 01 22		40 72 006 01 11		VA3-C213VA3-C214	VA3-C211VA3-C212	GA5-C204	
Cayman									
S	1.06>	10 72 008 01 22							
Cayenne									
S	9.02>	10 72 005 01 22		40 72 005 01 11		VE3-B055sx/B056dxBE5-B057	VE3-B058sx/B059dxBE5-B060		
RENAULT									
R5									
GT Turbo 115cv	85-88	75 04 120					B36-0994B36-0994		
GT Turbo 120cv - GTD	88.90						B36-0994B36-0994		
R19									
16V - Chamade	90-96	75 15 120				V36-4016B46-1602	V36-4016B46-1701		
1.4 - 1.9 - Chamade (fino 87cv) mod. con 2 barre di torsione	1.89-96	75 11 120				V36-0400B46-1718	V36-4025B46-1717		
1.4 - 1.9 - Chamade (da 88cv) mod. con 4 barre di torsione	1.89-96	75 11 120				V36-0400B46-1602	V36-4025B46-1701		
Clio (A)									
1.2 - 1.4 - 1.6	90-93	75 13 120	20 75 001 01 20			V36-4046 (#)B46-1833	V36-4046 (#)B46-1833		
1.2 - 1.4 - 1.6	94-97	75 13 120	20 75 001 01 20			VE3-4274 (#)B46-1833	VE3-4274 (#)B46-1833		
1.9D	90-93	75 14 120	20 75 001 01 20			V36-4046B46-1833	V36-4046B46-1833		
1.9D	94-97	75 14 120	20 75 001 01 20			VE3-4274B46-1833	VE3-4274B46-1833		
1.8 16V incl. mod. S incl. cond.	90-93	75 14 120 ©	20 75 001 01 20			V36-4047B46-1833	V36-4047B46-1833		
1.8 16V incl. mod. S escl. cond.	90-93	75 13 120 *	20 75 001 01 20			V36-4047B46-1833	V36-4047B46-1833		
1.8 16V incl. mod. S incl. cond.	94-97	75 14 120 ©	20 75 001 01 20			VE3-4325BE5-2631	VE3-4325BE5-2631		
1.8 16V incl. mod. S escl. cond.	94-97	75 13 120 *	20 75 001 01 20			VE3-4325BE5-2631	VE3-4325BE5-2631		
2.0 16V Williams	90-97	75 14 120	20 75 001 01 20			VE3-4183B46-2185			
© = senza abbassamento * = con abbassamento						(##) = escl. 1.2			

Marca e Modello	anno costruzione	Pro-Kit fino a ca. -30 mm*	Eibach Sportline fino a ca. -50 mm**	Barre antirollio		Bilstein Sport (B6) per assetti standard		Bilstein Sprint (B8) per assetti ribassati fino a 50 mm		Kit Bilstein	
						Anteriore	Posteriore	Anteriore	Posteriore	PSS (B14) reg. in altezza...	PSS9 (B16) ...e taratura
Clio (B)											
1.2 escl. Diesel	98-5.01	10 75 001 01 22	20 75 001 02 22			VE3-5114 ©	BE5-6573	VE3-5115 ©	BE5-6574		
1.4 - 1.6 escl. Diesel	98-5.01	10 75 001 01 22	20 75 001 02 22			VE3-5116 *	BE5-6573	VE3-5117 *	BE5-6574		
modelli Diesel	98-5.01	10 75 001 02 22	20 75 001 03 22			VE3-5116 *	BE5-6573	VE3-5117 *	BE5-6574		
Facelift 1.2 escl. Diesel	6.01-9.05	10 75 001 01 22	20 75 001 02 22			VE3-5114 ©	BE5-6573	VE3-5115 ©	BE5-6574		
Facelift 1.4 - 1.6 escl. Diesel	6.01-9.05	10 75 001 01 22	20 75 001 02 22			VE3-5116 *	BE5-6573	VE3-5117 *	BE5-6574		
Facelift Diesel escl. RS e 1.6 16V Sport	6.01-9.05	10 75 001 02 22	20 75 001 03 22			VE3-5116 *	BE5-6573	VE3-5117 *	BE5-6574		
1.6 16V Sport escl. RS	4.00-9.05	10 75 001 03 22	20 75 001 03 22			VE3-5116 *	BE5-6573	VE3-5117 *	BE5-6574		
RS 2.0	2.00-9.05	10 75 001 03 22								HE5-8775 (#)	
						© = interasse staffa inferiore 52mm * = interasse staffa inferiore 58mm (#) = solo 169CV					
Clio (C)											
1.2	9.05>	10 75 008 01 22									
1.4 - 1.6 - 1.5dCi	9.05>	10 75 008 02 22									
Modus											
1.2 - 1.4	8.04>	10 75 007 01 22									
1.6 - 1.5dCi	8.04>	10 75 007 02 22									
Twingo											
tutti modelli	10.92>	75 18 140				V32-4060 ©	B36-1915				
						© = >09.99					
Mégane I Berlina - Coach e Cabrio (BA - DA - EA)											
1.4 - 1.6 - 1.8 - 2.0 8V - TD											
escl. 2.0 16V	96-10.02	75 20 120				VN7-4337	BE5-2651	VN7-4337	BE5-2651		
Mégane II Berlina (M)											
3 e 5 Porte 1.4 - 1.6 - 1.5dCi	11.02>	10 75 003 01 22				VN7-A262	BE5-A263	VN7-A264	BE5-A265		
3 e 5 Porte 2.0- 1.9dCi	11.02>	10 75 003 02 22				VN7-A262	BE5-A263	VN7-A264	BE5-A265		
4 Porte 1.4 - 1.6 - 1.5dCi	10.03>	10 75 003 07 22				VN7-A262	BE5-A263	VN7-A264	BE5-A265		
4 Porte 2.0 - 1.9dCi	10.03>	10 75 003 08 22				VN7-A262	BE5-A263	VN7-A264	BE5-A265		
RS 2.0T	4.04>	10 75 003 15 22									
Mégane II Grandtour (M)											
1.4 - 1.6 - 1.5dCi	9.03>	10 75 003 05 22				VN7-A262	BE5-A263	VN7-A264	BE5-A265		
2.0 - 1.9dCi	9.03>	10 75 003 06 22				VN7-A262	BE5-A263	VN7-A264	BE5-A265		
Mégane II Coupè-Cabriolet (M)											
1.6	11.03>	10 75 003 09 22				VN7-A262	BE5-A263	VN7-A264	BE5-A265		
2.0 - 1.9dCi	11.03>	10 75 003 10 22				VN7-A262	BE5-A263	VN7-A264	BE5-A265		
Scénic I (JA)											
1.4 - 1.6 - 1.8 - 2.0 escl. 2.0 16V	96-8.99	75 23 120				VN7-4337	BE5-2650	VN7-4337	BE5-2650		
1.4 - 1.6 - 1.8 - 2.0 escl. 2.0 16V	9.99-6.03	75 23 120				VN7-4337	BE5-2650	VN7-4337	BE5-2650		
1.9TD escl. 2.0 16V	96-8.99					VN7-4337	BE5-2650	VN7-4337	BE5-2650		
1.9TD escl. 2.0 16V	9.99-6.03					VN7-4337	BE5-2650	VN7-4337	BE5-2650		

RENAULT (segue)

Marca e Modello	anno costruzione	Pro-Kit fino a ca. -30 mm*	Eibach Sportline fino a ca. -50 mm**	Barre antirollio		Bilstein Sport (B6) per assetti standard		Bilstein Sprint (B8) per assetti ribassati fino a 50 mm		Kit Bilstein	
						Anteriore	Posteriore	Anteriore	Posteriore	PSS (B14) reg. in altezza...	PSS9 (B16) ...e taratura
Scénic II (JM)											
1.4 - 1.6 - 1.5dCi	7.03>	10 75 005 01 22				VN7-A673	BE5-A263	VN7-A674	BE5-A265		
2.0 - 1.9dCi	7.03>	10 75 005 02 22				VN7-A673	BE5-A263	VN7-A674	BE5-A265		
Grand Scénic (JM)											
1.4 - 1.6 - 1.5dCi	4.04>	10 75 005 06 22				VN7-A673	BE5-A263	VN7-A674	BE5-A265		
2.0 - 1.9dCi	4.04>	10 75 005 07 22				VN7-A673	BE5-A263	VN7-A674	BE5-A265		
Laguna I (B56)											
tutti i modelli escl. Diesel e TD	94-12.00	75 19 120									
Laguna II Berlina (B74)											
1.6 - 1.8 - 2.0 - 2.0 Turbo - 1.9dCi	2.01>	10 75 002 01 22									
3.0 - 2.0dCi - 2.2dCi	2.01>	10 75 002 02 22									
Laguna II SW (K74)											
1.6 - 1.8 - 2.0 - 2.0 Turbo - 1.9dCi	2.01>	10 75 002 03 22									
3.0 - 2.0dCi - 2.2dCi	2.01>	10 75 002 04 22									
Espace											
4 cilindri escl. Diesel e autoliv.	92-96					B46-1638	B36-1639				
tutti modelli Diesel escl. autolivellante	92-96					B46-1638	B36-1639				
2.0 - 2.0T - 1.9dCi (K) escl. autoliv. e Grand Espace	11.02>	10 75 004 01 22									
3.5 - 2.2dCi - 3.0dCi (K) escl. autoliv. e Grand Espace	11.02>	10 75 004 03 22									
ROVER											
CityRover											
1.4	8.04>	10 76 003 01 22									
Serie 25 (RF)											
tutti modelli Benzina	2.00>	76 07 140									
Serie 45 (RT)											
tutti modelli Benzina	2.00>	76 05 140				BE3-6055sx/6056dx	BE5-6041	B36-1603sx/1604dx	BE5-6042		
tutti modelli Diesel	2.00>	76 06 140				BE3-6055sx/6056dx	BE5-6041	B36-1603sx/1604dx	BE5-6042		
Serie 75 (RJ)											
1.8	7.99>	76 10 140									
2.0 - 2.5 - 2.0CDT	7.99>	76 11 140									
Serie 75 Tourer (RJ)											
1.8	08.01>	76 10 140									
2.0 - 2.5 - 2.0CDT	08.01>	76 11 140									

ROVER

ROVER (segue)

Marca e Modello	anno costruzione	Pro-Kit fino a ca. -30 mm*	Eibach Sportline fino a ca. -50 mm**	Barre antirollio		Bilstein Sport (B6) per assetti standard		Bilstein Sprint (B8) per assetti ribassati fino a 50 mm		Kit Bilstein	
						Anteriore	Posteriore	Anteriore	Posteriore	PSS (B14) reg. in altezza...	PSS9 (B16) ...e taratura
Serie 200											
214 - 216 - 220 Berlina (XW) escl. Coupè, Cabrio e Turbo	90-9.95	76 02 140									
214 - 216 - 218 tutti modelli (XH) escl. Coupè e Cabrio	2.96>	76 07 140									
Serie 400											
414 - 416 - 420 (XW) incl. Cabrio e Tourer	90-9.95	76 02 140									
414 - 416 tutti modelli (RT) escl. Tourer	10.95>	76 05 140				BE3-6055sx/6056dx	BE5-6041	B36-1603sx/1604dx	BE5-6042		
420 TD - SD (RT) escl. Tourer	10.95>	76 06 140				BE3-6055sx/6056dx	BE5-6041	B36-1603sx/1604dx	BE5-6042		

SAAB

Serie 600											
tutti modelli	8.93>					B36-1721sx/1722dx	B46-1723	B36-1608sx/1609dx	B46-1606		
SAAB											
Saab 9000											
CS/CD Turbo	86-97					V36-4034	B36-1785				
Saab 900											
Turbo - Cabrio	7.93>	78 04 140				PE3-3087	BE5-2538	PE3-3087	BE5-2538		
Saab 9.3											
tutti modelli incl. Cabrio mod. YS3D	97-8.02	78 07 140				PE3-3104	BE5-2757	PE3-3105	BE5-2758		
tutti modelli mod. YS3F	9.02>	10 78 003 01 22				VE3-A250sx/A251dx	BE5-A252	VE3-A253sx/A254dx	BE5-A255		
Saab 9.3 Sport Wagon											
1.8i - 1.8T - 2.0T - 2.8 - 1.9TiD	8.05>	10 78 003 05 22				VE3-A250sx/A251dx	BE5-A252	VE3-A253sx/A254dx	BE5-A255		
Saab 9.5 (YS3E)											
tutti modelli Berlina	9.97-8.01	78 06 140				VE3-4371	BE3-2708	VE3-4388	BE3-2709		
tutti modelli SW	10.98-8.01	78 08 140				VE3-4371	BE3-2708	VE3-4388	BE3-2709		
tutti modelli Berlina	9.01>	78 06 140				VE3-5168	BE3-2708	VE3-5169	BE3-2709		
tutti modelli SW	9.01>	78 08 140				VE3-5168	BE3-2708	VE3-5169	BE3-2709		

SEAT

SEAT											
Malaga											
1.5	8.86>	81 05 140									
Arosa (6H)											
tutti modelli	5.97>	81 11 140				VE3-4619	BE3-2806	VE3-4620	BE3-2807	HE5-8784	

Marca e Modello	anno costruzione	Pro-Kit fino a ca. -30 mm*	Eibach Sportline fino a ca. -50 mm**	Barre antirollio		Bilstein Sport (B6) per assetti standard AnteriorePosteriore	Bilstein Sprint (B8) per assetti ribassati fino a 50 mm AnteriorePosteriore	Kit Bilstein PSS (B14) reg. in altezza...PSS9 (B16) ...e taratura
Ibiza								
tutti modelli	8.86-4.93					V36-0272		
tutti modelli (6K1) ant. bitubo	5.93-12.95	81 08 140				V36-0372B36-2122	V36-0373B36-2119	
tutti modelli (6K1) ant. monotubo	5.93-12.95	81 08 140				VE3-4395B36-2122	VE3-4396B36-2119	HE5-8072GM5-8073
tutti modelli (escl. Cupra) (6K1) ant. bitubo	96-7.99	81 08 140		81 08 320 *		V36-0372B36-2122	V36-0373B36-2119	HE5-8072GM5-8073
tutti modelli (escl. Cupra) (6K1) ant. monotubo	96-7.99	81 08 140		81 08 320 *		VE3-4395B36-2122	VE3-4396B36-2119	HE5-8072GM5-8073
Cupra tutti modelli (6K1) ant. bitubo	96-7.99	81 08 140 ©		81 08 320 *			V36-0373B36-2119	HE5-8072GM5-8073
Cupra tutti modelli (6K1) ant. monotubo	96-7.99	81 08 140 ©		81 08 320 *			VE3-4396B36-2119	HE5-8072GM5-8073
TDI 110CV (6K1) ant. bitubo	96-7.99	81 16 140				V36-0372B36-2122	V36-0373B36-2119	HE5-8072GM5-8073
TDI 110CV (6K1) ant. monotubo	96-7.99	81 16 140				VE3-4395B36-2122	VE3-4396B36-2119	HE5-8072GM5-8073
tutti modelli (6K1) escl. TDI - 20V	8.99-2.02	10 81 001 01 22				VE3-4391BE3-2619	VE3-4392BE3-2620	HE5-8188GM5-8189
TDI - 20V (6K1)	8.99-2.02	10 81 001 02 22				VE3-4391BE3-2619	VE3-4392BE3-2620	HE5-8188GM5-8189
tutti modelli Benzina (6L)	3.02>	10 81 005 01 22		40 85 008 01 10		VE3-5217BE3-6789	VE3-5218BE3-6790	HE5-A634GM5-A202
tutti modelli Diesel (6L)	3.02>	10 81 005 02 22	20 85 008 01 22	40 85 008 01 10		VE3-5217BE3-6789	VE3-5218BE3-6790	HE5-A634GM5-A202
© = per modelli Cupra abbassamento ridotto * = escl. modelli Diesel								
Cordoba Berlina								
tutti modelli (6K2/C2) ant. bitubo	11.93-12.95					V36-0372B36-2122	V36-0373B36-2119	HE5-8072GM5-8073
tutti modelli (6K2/C2) ant. monotubo	11.93-12.95					VE3-4395B36-2122	VE3-4396B36-2119	HE5-8072GM5-8073
tutti modelli (6K2/C2) escl. Diesel - ant. bitubo	96-7.99	81 09 140				V36-0372B36-2122	V36-0373B36-2119	HE5-8072GM5-8073
tutti modelli (6K2/C2) escl. Diesel - ant. monotubo	96-7.99	81 09 140				VE3-4395B36-2122	VE3-4396B36-2119	HE5-8072GM5-8073
Diesel (6K2/C2) ant. bitubo	96-7.99	81 17 140				V36-0372B36-2122	V36-0373B36-2119	HE5-8072GM5-8073
Diesel (6K2/C2) ant. monotubo	96-7.99	81 17 140				VE3-4395B36-2122	VE3-4396B36-2119	HE5-8072GM5-8073
tutti modelli (6K2) escl. TDI - 20V	8.99-10.02	10 81 002 01 22				VE3-4391BE3-2619	VE3-4392BE3-2620	HE5-8188GM5-8189
TDI - 20V (6K2)	8.99-10.02	10 81 002 02 22				VE3-4391BE3-2619	VE3-4392BE3-2620	HE5-8188GM5-8189
1.2 -1.4 (6L2)	2.03>	10 81 006 01 22		40 85 008 01 10		VE3-5217BE3-6789	VE3-5218BE3-6790	HE5-A634GM5-A202
1.4SDI - 1.9SDI - 1.9TDI (6L2)	2.03>	10 81 006 02 22		40 85 008 01 10		VE3-5217BE3-6789	VE3-5218BE3-6790	HE5-A634GM5-A202
Cordoba Vario								
tutti modelli (6K5) escl. Diesel - ant. bitubo	7.97-7.99	81 12 140				V36-0372B36-2122	V36-0373B36-2119	
tutti modelli (6K5) escl. Diesel - ant. monotubo	7.97-7.99	81 12 140				VE3-4395B36-2122	VE3-4396B36-2119	
Diesel (6K5)	7.97-7.99	81 18 140				VE3-4391BE3-2619	VE3-4392BE3-2620	
tutti modelli (6K5) escl. TDI - 20V	8.99>	10 81 002 03 22				VE3-4391BE3-2619	VE3-4392BE3-2620	
TDI - 20V (6K5)	8.99>	10 81 002 04 22				VE3-4391BE3-2619	VE3-4392BE3-2620	
Leon 2WD (1M1)								
1.4 - 1.6	10.99-8.05	81 19 140	20 81 003 01 22	40 85 005 01 11		VE3-4407BE3-2623	VE3-4408BE3-2624	HE5-8064GM5-8065
1.8 - 2.0 - Diesel 90cv	10.99-8.05	81 20 140	20 81 003 01 22	40 85 005 01 11		VE3-4407BE3-2623	VE3-4408BE3-2624	HE5-8064GM5-8065
V5 - 1.9TDI	10.99-8.05	81 21 140	20 81 003 02 22	40 85 005 01 11		VE3-4407BE3-2623	VE3-4408BE3-2624	HE5-8064GM5-8065
1.8T Cupra R	2.02-8.05	81 20 140				VE3-4637BE3-2623	VE3-4638BE3-2624	HE5-8047GM5-8048
Leon 4WD (1M1)								
V6 e TDI (Total Traction)	2.01>	10 81 003 02 22		40 85 005 01 10		VE3-4707BE5-6034	VE3-4708BE5-6035	HE5-8041GM5-8042
1.8T (Total Traction)	2.01>	10 81 003 02 22		40 85 005 01 10		VE3-4707BE5-6034	VE3-4708BE5-6035	GM5-8042

SEAT (segue)

Marca e Modello	anno costruzione	Pro-Kit fino a ca. -30 mm*	Eibach Sportline fino a ca. -50 mm**	Barre antirollio		Bilstein Sport (B6) per assetti standard AnteriorePosteriore		Bilstein Sprint (B8) per assetti ribassati fino a 50 mm AnteriorePosteriore		Kit Bilstein PSS (B14) reg. in altezza...PSS9 (B16) ...e taratura	
Leon 2WD (1P)											
1.6 - 2.0 FSI (con cambio manuale)	8.05>	10 81 009 04 22	20 81 009 01 22	40 85 014 01 11		VE3-B375	BE5-A818	VE3-B376	BE5-A820	HE5-B377	GM5-B379
2.0 FSI (con cambio autom.)	8.05>	10 81 009 05 22	20 81 009 02 22	40 85 014 01 11		VE3-A817	BE5-A818	VE3-A819	BE5-A820	HE5-A795	GM5-A577
1.9 TDI - 2.0 TDI	8.05>	10 81 009 05 22	20 81 009 02 22	40 85 014 01 11		VE3-A817	BE5-A818	VE3-A819	BE5-A820	HE5-A795	GM5-A577
Toledo											
1.6 - 1.8 - 1.8GT 16V - 2.0 - 1.9TD (1L)	9.91-2.99	81 03 140				V36-0372	B36-1524	V36-0373	B36-1529		
1.4 - 1.6 (1M2)	3.99-12.04	81 13 140	20 81 004 01 22	40 85 005 01 11		VE3-4407	BE3-2623	VE3-4408	BE3-2624	HE5-8064	GM5-8065
1.8 - Diesel 90cv (1M2)	3.99-12.04	81 14 140	20 81 004 01 22	40 85 005 01 11		VE3-4407	BE3-2623	VE3-4408	BE3-2624	HE5-8064	GM5-8065
2.3 V5 - TDI (1M2)	3.99-12.04	81 15 140	20 81 004 02 22	40 85 005 01 11		VE3-4407	BE3-2623	VE3-4408	BE3-2624	HE5-8064	GM5-8065
Toledo III (5P)											
1.6 - 2.0FSI con cambio manuale	12.04>	10 81 008 01 22		40 85 014 01 11							
2.0FSI con cambio autom. e TDI	12.04>	10 81 008 02 22		40 85 014 01 11							
Altea											
1.6 - 2.0FSI cambio man. amm. ant. Ø 50mm	5.04>	10 81 007 01 22		40 85 014 01 11		VE3-B375	BE5-A818	VE3-B376	BE5-A820	HE5-B377	GM5-B379
1.6 - 2.0FSI cambio man. amm. ant. Ø 55mm	5.04>	10 81 007 01 22		40 85 014 01 11		VE3-A817	BE5-A818	VE3-A819	BE5-A820	HE5-A795	GM5-A577
2.0FSI cambio aut. amm. ant. Ø 50mm	5.04>	10 81 007 02 22		40 85 014 01 11		VE3-B375	BE5-A818	VE3-B376	BE5-A820	HE5-B377	GM5-B379
2.0FSI cambio aut. amm. ant. Ø 55mm	5.04>	10 81 007 02 22		40 85 014 01 11		VE3-A817	BE5-A818	VE3-A819	BE5-A820	HE5-A795	GM5-A577
1.9TDI - 2.0TDI amm. ant. Ø 50mm	5.04>	10 81 007 02 22		40 85 014 01 11		VE3-B375	BE5-A818	VE3-B376	BE5-A820	HE5-B377	GM5-B379
1.9TDI - 2.0TDI amm. ant. Ø 55mm	5.04>	10 81 007 02 22		40 85 014 01 11		VE3-A817	BE5-A818	VE3-A819	BE5-A820	HE5-A795	GM5-A577
Alhambra (7MS)											
tutti modelli escl. TDI e VR6	9.95>	81 07 140				VE3-A350	BE5-A352	VE3-A351	BE5-A353		
TDI	9.95>	81 10 140				VE3-A350	BE5-A352	VE3-A351	BE5-A353		
SKODA											
Favorit											
135 - Forman	92>	79 01 140									
Felicia SW											
tutti modelli	94>	79 04 140									
Fabia Berlina (6Y2)											
1.0 - 1.2 - 1.4 - 1.4 16V	1.00>	79 10 140	20 85 008 01 22	40 85 008 01 10		VE3-5217	BE3-6789	VE3-5218	BE3-6790	HE5-A634	GM5-A202
1.4TDI - 2.0 - 1.9SDI - 1.9TDI	1.00>	79 11 140		40 85 008 01 10		VE3-5217	BE3-6789	VE3-5218	BE3-6790	HE5-A634	GM5-A202
1.9 TDI RS	9.03>	10 79 001 05 22		40 85 008 01 10		VE3-5217	BE3-6789	VE3-5218	BE3-6790	HE5-A634	GM5-A202
Fabia SW (6Y5)											
1.0 - 1.2 - 1.4 - 1.4 16V	10.00>	10 79 001 01 22		40 85 008 01 10		VE3-5217	BE3-6789	VE3-5218	BE3-6790	HE5-A634	GM5-A202
1.4TDI - 2.0 - 1.9SDI - 1.9TDI	10.00>	10 79 001 02 22		40 85 008 01 10		VE3-5217	BE3-6789	VE3-5218	BE3-6790	HE5-A634	GM5-A202
Octavia Berlina (1U2)											
1.4 - 1.6 escl. 4WD	9.96-4.04	79 05 140	20 79 002 01 22	40 85 005 01 11		VE3-4407	BE3-2543	VE3-4408	BE3-2544		
1.8 - 1.9TDi 90/110cv escl. 4WD	9.96-4.04	79 07 140	20 79 002 02 22	40 85 005 01 11		VE3-4407	BE3-2543	VE3-4408	BE3-2544		
1.8 150cv e 1.9TDi 101cv escl. 4WD	9.96-4.04	79 07 140	20 79 002 02 22	40 85 005 01 11		VE3-4407	BE3-2543	VE3-4408	BE3-2544		

SKODA

SKODA (segue)

Marca e Modello	anno costruzione	Pro-Kit fino a ca. -30 mm*	Eibach Sportline fino a ca. -50 mm**	Barre antirollio		Bilstein Sport (B6) per assetti standard AnteriorePosteriore		Bilstein Sprint (B8) per assetti ribassati fino a 50 mm AnteriorePosteriore		Kit Bilstein PSS (B14) reg. in altezza...PSS9 (B16) ...e taratura	
Octavia Berlina 2WD (1Z)											
1.4 - 1.6 amm. ant. Ø 50mm	5.04>	10 79 004 01 22		40 79 004 01 11		VE3-B375	BE5-A818	VE3-B376	BE5-A820	HE5-B377	GM5-B379
1.4 - 1.6 amm. ant. Ø 55mm	5.04>	10 79 004 01 22		40 79 004 01 11		VE3-A817	BE5-A818	VE3-A819	BE5-A820	HE5-A795	GM5-A577
2.0FSI - 1.9TDI - 2.0TDI amm. ant. Ø 50mm	5.04>	10 79 004 02 22		40 79 004 01 11		VE3-B375	BE5-A818	VE3-B376	BE5-A820	HE5-B377	GM5-B379
2.0FSI - 1.9TDI - 2.0TDI amm. ant. Ø 55mm	5.04>	10 79 004 02 22		40 79 004 01 11		VE3-A817	BE5-A818	VE3-A819	BE5-A820	HE5-A795	GM5-A577
Octavia SW (1U5)											
1.4 - 1.6 escl. 4WD	5.98-12.04	79 08 140		40 85 005 01 11		VE3-4407	BE3-2800	VE3-4408	BE3-2801		
1.8 - 1.9TDi 90/110cv escl. 4WD	5.98-12.04	79 09 140		40 85 005 01 11		VE3-4407	BE3-2800	VE3-4408	BE3-2801		
1.8 150cv escl. 4WD	5.98-12.04	79 09 140		40 85 005 01 11		VE3-4407	BE3-2800	VE3-4408	BE3-2801		
Octavia SW											
1.4 - 1.6 amm. ant. Ø 50mm	1.05>	10 79 004 03 22		in preparazione		VE3-B375	BE5-A818	VE3-B376	BE5-A820	HE5-B377	GM5-B379
1.4 - 1.6 amm. ant. Ø 55mm	1.05>	10 79 004 03 22		in preparazione		VE3-A817	BE5-A818	VE3-A819	BE5-A820	HE5-A795	GM5-A577
2.0FSI - 1.9TDI - 2.0TDI amm. ant. Ø 50mm	1.05>	10 79 004 04 22		in preparazione		VE3-B375	BE5-A818	VE3-B376	BE5-A820	HE5-B377	GM5-B379
2.0FSI - 1.9TDI - 2.0TDI amm. ant. Ø 55mm	1.05>	10 79 004 04 22		in preparazione		VE3-A817	BE5-A818	VE3-A819	BE5-A820	HE5-A795	GM5-A577
Superb (3U4)											
tutti modelli 4 cil.	4.02>	10 79 003 01 22				BE5-6512	BE5-6542	BE5-6513	BE5-6543	HE5-8824	GM5-8874
tutti modelli 6 cil.	4.02>	10 79 003 02 22				BE5-6512	BE5-6542	BE5-6513	BE5-6543	HE5-8824	GM5-8874
SSANGYONG											
Korando											
2.2D tipo K4	12.88-12.96					B46-0250	B46-0260				
Family 2.2D	1.88-12.96					B46-0186	B46-0196				
tutti modelli KJ	96>					B46-1676					
SUBARU											
Impreza											
1.6 - 1.8 - 2.0 - 2.0 Turbo escl. STI mod. GFC - GC - GF	8.92-12.00	77 05 140		40 77 001 02 11		VE3-4580dx/4581sx	R30-5035 ©				GM5-8603
1.6 - 2.0 - 2.0WRX mod. GDI - GG	1.01-12.02	10 77 002 04 22*		40 77 001 02 11						HE5-A179	GM5-A339
1.6/2.0/2.0WRX mod. GDI - GG	1.03-12.04	10 77 002 06 22*		40 77 001 03 11						HE5-A179	GM5-A339
1.6 - 2.0 - 2.0WRX - STI mod. GDI - GG	01.05>									HE5-C422	GM5-C352
* = escl. STI						© = per orig. KYB ø est. 51 mm					
Legacy											
tutti modelli (BD/BG) incl. 4WD	10.93-12.98	77 06 140				R30-5028 ©	R30-5029 ©				
Berlina mod. B4 -BE5	12.98-08.03					VE3-A168sx/A169dx	BE5-A170	VE3-4580sx/4581dx	BE5-2951	HE5-A174	
SW mod. B4 -BE5	12.98-08.03					VE3-A168sx/A169dx	BE5-A170	VE3-4580sx/4581dx	BE5-2951	HE5-A174	
tutti modelli escl. STI	9.03>					VE3-B830sx/B831dx	BE5-B832	VE3-B833sx/B834dx	BE5-B835		
STI	9.03>					R36-5037	R36-5038				
						© = per orig. KYB ø est. 51 mm					
Forester (SG)											
2.0 - 2.0 S Turbo con. autoliv.	9.02>	10 77 004 02 20									
Outback (BE/BH)											
tutti modelli	3.02>	10 77 003 01 22									

SSANGYONG
SUBARU

SUZUKI

Marca e Modello	anno costruzione	Pro-Kit fino a ca. -30 mm*	Eibach Sportline fino a ca. -50 mm**	Barre antirollio		Bilstein Sport (B6) per assetti standard AnteriorePosteriore	Bilstein Sprint (B8) per assetti ribassati fino a 50 mm AnteriorePosteriore	Kit Bilstein PSS (B14) reg. in altezza...PSS9 (B16) ...e taratura
SUZUKI								
Swift								
1.0 - 1.3 incl. 16V e 4WD	87-09.88					B36-2249		
1.0 - 1.3 (EA) incl. 16V e 4WD	2.89>	80 04 140						
1.3 (mod. MZ)	5.05>	10 80 007 01 22						
Baleno (EG)								
Berlina tutti modelli	4.95>	80 05 140						
SW tutti modelli	96>	80 07 140						
Ignis (FH)								
tutti modelli escl.4x4	10.00-8.03	10 80 001 01 22						
Ignis (MH) escl. 4x4								
1.3 - 1.5 - 1.3DDiS	9.03>	10 80 001 02 22						
Liana								
1.6 escl.4x4	3.02>	10 80 004 01 22						
Vitara								
tutti modelli	10.88-12.96					V36-0399B36-1588		
1.6 - 2.0	1.97>	80 08 140				V36-0399B36-1588		
Gran Vitara	3.98>					VE3-5001BE3-6518		
Wagon R+								
1.0 - 1.2 incl. 4WD	2.98-5.00					VE3-5225BE3-6796		
X90								
tutti modelli	2.96>					V36-0399B36-1588		
Jimny/Samurai/Santana								
SJ 410/413 Jimny 4WD	81-87					B46-0310B46-0437		
SJ 410/413 Jimny/Samurai/Santana mod. 4WD	88-97					B46-1215B46-1216		
Jimny 1.3 - 1.3 16V tipo FJ mod. 2 e 4 WD	9.98>					BE5-6062BE5-6063		
TOYOTA								
Aygo								
1.0 - 1.4 D4-D	6.05>	10 82 020 03 22						
Camry								
SW 2.2 - 3.0	7.92-10.96	82 32 140						
tutti modelli	11.96-10.01	82 49 140						
tutti modelli (V30)	11.01>	10 82 011 02 22						
Carina Berlina (ET19)								
1.6 - 2.0	6.92-2.96	82 31 140						
tutti modelli	2.96>-12-97	82 47 140						

TOYOTA

Marca e Modello	anno costruzione	Pro-Kit fino a ca. -30 mm*	Eibach Sportline fino a ca. -50 mm**	Barre antirollio		Bilstein Sport (B6) per assetti standard AnteriorePosteriore	Bilstein Sprint (B8) per assetti ribassati fino a 50 mm AnteriorePosteriore	Kit Bilstein PSS (B14) reg. in altezza...	PSS9 (B16) ...e taratura
Carina SW									
tutti modelli (ET19)	2.96>-12-97	82 34 140							
Celica									
1.6 tipo T18	10.89-3.94	82 19 140				P30-0352R30-5020			
2.0 GTI e Cabrio tipo T18	2.90-3.94	82 07 140				P30-0352R30-5020			
2.0 Turbo 4WD T18									
incl. mod. Carlos Sainz	92-3.94	82 33 140							
1.8 - 2.0 tipo T20 escl. 4WD	3.94-12.99	82 42 140							
1.8 - 2.0 tipo T23 escl. 4WD	2000>	82 61 140						HE5-8043	
Corolla Berlina									
1.6 tipo AE82 escl. 1.6 GTI TC 16	10.84-9.87					P30-0166R30-5007			
1.3 - 1.6 tipo E9 escl. 1.6 RV 4WD	9.87-4.92	82 06 140				P30-0345R30-5015			
tutti modelli tipo E10	6.92-6.97	82 30 140							
tutti modelli tipo E11	6.97-2.02	82 50 140							
1.4 - 1.6 - 1.8 - 1.4 D-4D	3.02>	10 82 012 02 22				VE3-5346sx/5347dxBE5-6924	VE3-5348sx/5349dxBE5-6925		GM5-8875
2.0 D-4D	3.02>	10 82 012 03 22				VE3-5346sx/5347dxBE5-6924	VE3-5348sx/5349dxBE5-6925		GM5-8875
Corolla SW									
tutti modelli tipo E10	6.92-6.97	82 30 140							
tutti modelli tipo E11	6.97-2.02	82 50 140							
1.4 - 1.6 - 1.4 D-4D	3.02>	10 82 012 02 22				VE3-5346sx/5347dxBE5-6924	VE3-5348sx/5349dxBE5-6925		GM5-8875
2.0 D-4D	3.02>	10 82 012 03 22				VE3-5346sx/5347dxBE5-6924	VE3-5348sx/5349dxBE5-6925		GM5-8875
Corolla Verso									
tutti modelli Benzina E12	3.02-4.04	10 82 012 02 22				VE3-5346sx/5347dxBE5-6924	VE3-5348sx/5349dxBE5-6925		GM5-8875
tutti modelli Diesel E12	3.02-4.04	10 82 012 03 22				VE3-5346sx/5347dxBE5-6924	VE3-5348sx/5349dxBE5-6925		GM5-8875
1.6 - 1.8	4.04>	10 82 012 05 22							
2.2 D4-D	4.04>	10 82 012 06 22							
Previa (ACR3)									
tutti modelli	8.00>	10 82 002 01 22							
Starlet									
1.3 trazione ant. mod. EP71	84-90	82 01 140				P30-0342B46-1165			
1.3 mod. EP81	90-96	82 16 140							
tutti modelli EP91	96>	82 46 140				RE2-5048BE5-2352			
MR2									
2.0 Berlina e SW (W2) escl. 1.6 AW11	90-2.00	82 14 140				V36-4017sx/4018dxV36-4019sx/4020dx		HE5-8797	
tutti modelli (W3)	3.00>	10 82 001 01 22							
Supra									
tutti modelli	5.93>					B46-1792B46-1793	B46-1841B46-1842		
Paseo (L5)									
tutti modelli	96>	82 45 140							

Marca e Modello	anno costruzione	Pro-Kit fino a ca. -30 mm*	Eibach Sportline fino a ca. -50 mm**	Barre antirollio		Bilstein Sport (B6) per assetti standard		Bilstein Sprint (B8) per assetti ribassati fino a 50 mm		Kit Bilstein	
						Anteriore	Posteriore	Anteriore	Posteriore	PSS (B14) reg. in altezza...	PSS9 (B16) ...e taratura
Picnic											
tutti modelli	11.96>	82 48 140									
Avensis											
Berlina mod. T22	1.98-2.03	82 55 140									
incl. mod. 2000											
SW mod. T22	1.98-2.03	82 57 140									
incl. mod. 2000											
Verso mod. Benzina mod. M2	8.01>	10 82 005 01 22									
Verso mod. Diesel mod. M2	8.01>	10 82 005 01 22									
Berlina 1.6 -1.8 mod. T25	3.03>	10 82 016 01 22									
Berlina 2.0 mod. T25	3.03>	10 82 016 02 22									
Berl. 2.0 D4D - 2.2 D4D - 2.2 D-Cat	3.03>	10 82 016 03 22									
SW 1.6 -1.8 mod. T25	3.03>	10 82 016 04 22									
SW 2.0 mod. T25	3.03>	10 82 016 05 22									
SW 2.0 D4D - 2.2 D4D - 2.2 D-Cat	3.03>	10 82 016 06 22									
Yaris (CP10)											
tutti modelli escl. Verso	99-1.06	82 60 140									
Verso	2000>	82 62 140									
Yaris (XP9)											
1.0 - 1.3	1.06>	10 82 019 01 22									
1.4 D4-D	1.06>	10 82 019 02 22									
4 Runner											
ZN 130L - LN 130L Diesel	11.89>						B46-1468	B46-1469			
Land Cruiser											
BJ60 - FJ60 - HJ60	11.85-12.88						B46-0247	B46-1132			
BJ61 - FJ61/62 - HJ61	1.85-12.90						B46-1004	B46-1132			
RJ70/73 - LJ70/71/73/75	86-12.89						B46-1033	B46-1187sx/1188dx			
incl. molle elicoidali											
BJ70/71/72/73 - FJ70/73 - HJ70	11.84-12.96						B46-1004	B46-1035			
BJ75 - FJ75 - HJ75	11.84-12.96						B46-1004	B46-1267			
HJ80 - HDJ80/81 - HZJ80 - FJ80 EFI	6.90>						B46-1477	B46-1478			
incl. molle elicoidali											
KZJ90/95 KDJ90/95	4.96>						BE5-2778	BE5-2741			
J100 - HDJ101K	98>						BE5-2739	BE5-2740			
LJ70/73 - RJ70/73 - KZJ70/73	1.90>						B46-1484	B46-1485			
VZJ90/95	4.96>						BE5-2778	BE5-2351			
J12	1.03>						BE5-A480	BE5-A481			
RAV 4											
tutti modelli	7.94-11.97						P30-3061	B36-2120	P30-3062	B36-2121	
tutti modelli	12.97-6.00							B36-2120		B36-2121	
2.0 VVTi - 2.0 D4-D mod. XA2	6.00>	10 82 003 01 22									
1.8 VVTi mod. XA2	6.00>	10 82 003 02 22									

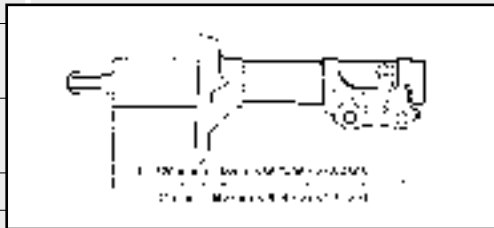
Marca e Modello	anno costruzione	Pro-Kit fino a ca. -30 mm*	Eibach Sportline fino a ca. -50 mm**	Barre antirollio		Bilstein Sport (B6) per assetti standard		Bilstein Sprint (B8) per assetti ribassati fino a 50 mm		Kit Bilstein	
						Anteriore	Posteriore	Anteriore	Posteriore	PSS (B14) reg. in altezza...	PSS9 (B16) ...e taratura
VOLKSWAGEN											
Fox											
1.2 - 1.4 - 1.4TDI	5.05>	10 85 017 01 22									
Lupo (6X1/6E1)											
tutti modelli senza ABS escl. 1.7SDI	10.97>	85 62 140				VE3-4442	BE3-2806	VE3-4443	BE3-2807	HE5-8784	
tutti modelli con ABS escl. 1.7SDI	10.97>	85 62 140				VE3-4619	BE3-2806	VE3-4620	BE3-2807	HE5-8784	
GTI	4.01>	85 62 140				VE3-5143	BE3-2806	VE3-5144	BE3-2807		
New Beetle (9C1/1C1)											
tutti modelli escl. 1.8T - 1.9TDi e 5 cil.	98>	85 70 140		15 40 320 ©		VE3-4407	BE3-2623	VE3-4408	BE3-2624	HE5-8064	GM5-8065
1.8T e 1.9 Tdi escl. 5 cil.	98>	85 70 140		40 85 005 01 11 *		VE3-4407	BE3-2623	VE3-4408	BE3-2624	HE5-8064	GM5-8065
modelli 5 cilindri	1.99>	10 85 005 01 22		40 85 005 01 11 *		VE3-4407	BE3-2623	VE3-4408	BE3-2624	HE5-8064	GM5-8065
tutti modelli Cabrio escl. 1.8T (1Y)	2.03>	10 85 005 02 22		40 85 005 01 11 *		VE3-4407	BE3-2623	VE3-4408	BE3-2624	HE5-8064	GM5-8065
Cabrio 1.8T (1Y)	3.03>	10 85 005 03 22		40 85 005 01 11 *		VE3-4407	BE3-2623	VE3-4408	BE3-2624	HE5-8064	GM5-8065
© = escluso 1.8T - 1.9TDi e 5 cil * = solo per 1.8T - 1.9TDi e 5 cil.											
Polo Berlina											
tutti modelli mod. 86	8.80-7.90	85 08 140				P30-0017	B46-0137	P30-3001	B46-1619		
tutti modelli mod. 86C	8.90-94	85 17 140				P30-0017	B46-0137	P30-3001	B46-1619		
tutti modelli incl. 16V mod. 6N1 escl. Diesel	11.94-9.99	85 46 140	20 85 004 01 22	85 46 320		V36-4137	B36-2122	V36-4136	B36-2119	HE5-8072	GM5-8073
tuttti modelli Diesel mod. 6N1	95-9.99	85 46 240	20 85 004 01 22			V36-4137	B36-2122	V36-4136	B36-2119	HE5-8072	GM5-8073
tutti modelli Benzina mod. 6N2	10.99-9.01	85 95 140	20 85 004 02 22			V36-4137	B36-2122	V36-4136	B36-2119	HE5-8188	GM5-8189
tutti modelli Diesel mod. 6N2 escl. SDI	10.99-9.01	85 94 140				V36-4137	B36-2122	V36-4136	B36-2119	HE5-8188	GM5-8189
tutti modelli Benzina incl. Facelift	10.01>	10 85 008 01 22	20 85 008 01 22	40 85 008 01 10		VE3-5217	BE3-6789	VE3-5218	BE3-6790	HE5-A634	GM5-A202
tutti modelli Diesel incl. Facelift	10.01>	10 85 008 02 22		40 85 008 01 10		VE3-5217	BE3-6789	VE3-5218	BE3-6790	HE5-A634	GM5-A202
Polo Variant (6KV5)											
tutti modelli Benzina	10.97-9.01	85 63 140				V36-4023	BE3-2619	V36-4024	BE3-2620		
tutti modelli TDI - SDI	10.97-9.01	85 98 140				V36-4023	BE3-2619	V36-4024	BE3-2620		
Corrado (53I)											
2.0 16V - G60	9.88-6.93	85 13 140		85 02 320		V36-0214 ©	B36-1417	V36-0387 ©	B36-1553	S00-8055 ©	S03-8056 ©
2.0 16V - G60 ant. bitubo	6.93-95	85 13 140		85 02 320		V36-4023 *	B36-1417	V36-4024 *	B36-1553		
2.0 16V - G60 ant. monotubo	6.93-95	85 13 140		85 02 320		VE3-4391 *	B36-1417	VE3-4392 *	B36-1553		
VR6 ant. bitubo	9.91-95	85 13 140		85 30 320		V36-4023 *	B36-1529	V36-4024 *	B36-1553		
VR6 ant. monotubo	9.91-95	85 13 140		85 30 320		VE3-4391 *	B36-1529	VE3-4392 *	B36-1553		
© = ruote 4 fori * = ruote 5 fori											
Scirocco (53/53B)											
tutti modelli escl. 16V	9.79>	85 01 140		85 01 320		P30-0137	B46-0837	V36-0215	B46-1514	HE5-8805	
Golf I° serie (17)											
tutti modelli	7.79-7.83	85 01 140		85 01 320		P30-0137	B46-0837	V36-0215	B46-1514	HE5-8805	
Golf I° serie Cabrio (155)											
tutti i modelli	9.79-86	85 01 140		85 01 320		P30-0137	B46-0837	V36-0215	B46-1514	HE5-8805	
tutti i modelli	86-01.94	85 10 140		85 01 320		P30-0137	B46-0837	V36-0215	B46-1514	HE5-8805	

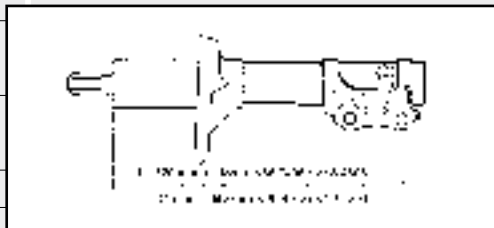
Marca e Modello	anno costruzione	Pro-Kit fino a ca. -30 mm*	Eibach Sportline fino a ca. -50 mm**	Barre antirollio		Bilstein Sport (B6) per assetti standard		Bilstein Sprint (B8) per assetti ribassati fino a 50 mm		Kit Bilstein	
						Anteriore	Posteriore	Anteriore	Posteriore	PSS (B14) reg. in altezza...	PSS9 (B16) ...e taratura
Golf II° serie 2WD (19E)											
GTI - G60 (ant. apribile) escl. GTI 16V	2.83-8.91	85 02 140		85 02 320		P30-0102	B36-0654			S00-8055	S03-8056
GTI - G60 (ant. sigillato) escl. GTI 16V	2.83-8.91	85 02 140		85 02 320		V36-0104	B36-0654	V36-0366	B36-1504	S00-8055	S03-8056
GTI 16V (ant. apribile)	2.83-8.91	85 09 140		85 02 320		P30-0102	B36-0654			S00-8055	S03-8056
GTI 16V (ant. sigillato)	2.83-8.91	85 09 140		85 02 320		V36-0104	B36-0654	V36-0366	B36-1504	S00-8055	S03-8056
Diesel - TD (ant. apribile)	2.83-8.91	85 09 140				P30-0102	B36-0654			S00-8055	S03-8056
Diesel - TD (ant. sigillato)	2.83-8.91	85 09 140				V36-0104	B36-0654	V36-0366	B36-1504	S00-8055	S03-8056
Golf III° serie Berlina e Vento 2WD (1HX)											
ammortizzatori anteriori monotubo:											
1.4 - 1.6 escl. cond. - ruote 4 fori	9.91-8.94	85 30 240 ©	20 85 003 02 22 ©	85 02 320		VE3-4395	B36-1524	VE3-4396	B36-1529	S00-8055	S03-8056
1.4 - 1.6 escl. cond. - ruote 5 fori	9.91-8.94	85 30 240 ©	20 85 003 02 22 ©	85 02 320		VE3-4391	B36-1524	VE3-4392	B36-1529	S00-8055	S03-8056
1.6 con cond. - 1.8 - 2.0 ruote 4 fori	9.91-8.94	85 30 140 ©	20 85 003 02 22 ©	85 02 320		VE3-4395	B36-1524	VE3-4396	B36-1529	S00-8055	S03-8056
1.6 con cond. - 1.8 - 2.0 ruote 5 fori	9.91-8.94	85 30 140 ©	20 85 003 02 22 ©	85 02 320		VE3-4391	B36-1524	VE3-4392	B36-1529	S00-8055	S03-8056
TDi 90 cv ruote 4 fori	9.91-8.94	85 30 140 ©	20 85 003 02 22 ©			VE3-4395	B36-1524	VE3-4396	B36-1529	S00-8055	S03-8056
TDi 90 cv ruote 5 fori	9.91-8.94	85 30 140 ©	20 85 003 02 22 ©			VE3-4391	B36-1524	VE3-4392	B36-1529	S00-8055	S03-8056
VR6 ruote 4 fori	9.91-8.94	85 30 140 ©		85 30 320		VE3-4395	B36-1524	VE3-4396	B36-1529	S00-8055	S03-8056
VR6 ruote 5 fori	9.91-8.94	85 30 140 ©		85 30 320		VE3-4391	B36-1524	VE3-4392	B36-1529	S00-8055	S03-8056
1.4 - 1.6 ruote 4 fori	9.94-11.97	85 47 240 *	20 85 003 01 22 *	85 02 320		VE3-4395	B36-1524	VE3-4396	B36-1529	S00-8055	S03-8056
1.4 - 1.6 ruote 5 fori	9.94-11.97	85 47 240 *	20 85 003 01 22 *	85 02 320		VE3-4391	B36-1524	VE3-4392	B36-1529	S00-8055	S03-8056
1.6 con cond. - 1.8 - 2.0 ruote 4 fori	9.94-11.97	85 47 140 *	20 85 003 01 22 *	85 02 320		VE3-4395	B36-1524	VE3-4396	B36-1529	S00-8055	S03-8056
1.6 con cond. - 1.8 - 2.0 ruote 5 fori	9.94-11.97	85 47 140 *	20 85 003 01 22 *	85 02 320		VE3-4391	B36-1524	VE3-4392	B36-1529	S00-8055	S03-8056
TDi 90 cv ruote 4 fori	9.94-11.97	85 47 140 *	20 85 003 01 22 *			VE3-4395	B36-1524	VE3-4396	B36-1529	S00-8055	S03-8056
TDi 90 cv ruote 5 fori	9.94-11.97	85 47 140 *	20 85 003 01 22 *			VE3-4391	B36-1524	VE3-4392	B36-1529	S00-8055	S03-8056
VR6 ruote 4 fori	9.94-11.97	85 47 140 *		85 30 320		VE3-4395	B36-1524	VE3-4396	B36-1529	S00-8055	S03-8056
VR6 ruote 5 fori	9.94-11.97	85 47 140 *		85 30 320		VE3-4391	B36-1524	VE3-4392	B36-1529	S00-8055	S03-8056
TDI 110cv ruote 4 fori	7.96-11.97	85 30 141	20 85 003 01 22 *			VE3-4395	B36-1524	VE3-4396	B36-1529	S00-8055	S03-8056
TDI 110cv ruote 5 fori	7.96-11.97	85 30 141	20 85 003 01 22 *			VE3-4391	B36-1524	VE3-4392	B36-1529	S00-8055	S03-8056
ammortizzatori anteriori bitubo:											
1.4 - 1.6 escl. cond. - ruote 4 fori	9.91-8.94	85 30 240 ©	20 85 003 02 22 ©	85 02 320		V36-0372	B36-1524	V36-0373	B36-1529	S00-8055	S03-8056
1.4 - 1.6 escl. cond. - ruote 5 fori	9.91-8.94	85 30 240 ©	20 85 003 02 22 ©	85 02 320		V36-4023	B36-1524	V36-4024	B36-1529	S00-8055	S03-8056
1.6 con cond. - 1.8 - 2.0 ruote 4 fori	9.91-8.94	85 30 140 ©	20 85 003 02 22 ©	85 02 320		V36-0372	B36-1524	V36-0373	B36-1529	S00-8055	S03-8056
1.6 con cond. - 1.8 - 2.0 ruote 5 fori	9.91-8.94	85 30 140 ©	20 85 003 02 22 ©	85 02 320		V36-4023	B36-1524	V36-4024	B36-1529	S00-8055	S03-8056
TDi 90 cv ruote 4 fori	9.91-8.94	85 30 140 ©	20 85 003 02 22 ©			V36-0372	B36-1524	V36-0373	B36-1529	S00-8055	S03-8056
TDi 90 cv ruote 5 fori	9.91-8.94	85 30 140 ©	20 85 003 02 22 ©			V36-4023	B36-1524	V36-4024	B36-1529	S00-8055	S03-8056
VR6 ruote 4 fori	9.91-8.94	85 30 140 ©		85 30 320		V36-0372	B36-1524	V36-0373	B36-1529	S00-8055	S03-8056
VR6 ruote 5 fori	9.91-8.94	85 30 140 ©		85 30 320		V36-4023	B36-1524	V36-4024	B36-1529	S00-8055	S03-8056
1.4 - 1.6 ruote 4 fori	9.94-11.97	85 47 240 *	20 85 003 01 22 *	85 02 320		V36-0372	B36-1524	V36-0373	B36-1529	S00-8055	S03-8056
1.4 - 1.6 ruote 5 fori	9.94-11.97	85 47 240 *	20 85 003 01 22 *	85 02 320		V36-4023	B36-1524	V36-4024	B36-1529	S00-8055	S03-8056
1.6 con cond. - 1.8 - 2.0 ruote 4 fori	9.94-11.97	85 47 140 *	20 85 003 01 22 *	85 02 320		V36-0372	B36-1524	V36-0373	B36-1529	S00-8055	S03-8056
1.6 con cond. - 1.8 - 2.0 ruote 5 fori	9.94-11.97	85 47 140 *	20 85 003 01 22 *	85 02 320		V36-4023	B36-1524	V36-4024	B36-1529	S00-8055	S03-8056
TDi 90 cv ruote 4 fori	9.94-11.97	85 47 140 *	20 85 003 01 22 *			V36-0372	B36-1524	V36-0373	B36-1529	S00-8055	S03-8056
TDi 90 cv ruote 5 fori	9.94-11.97	85 47 140 *	20 85 003 01 22 *			V36-4023	B36-1524	V36-4024	B36-1529	S00-8055	S03-8056
VR6 ruote 4 fori	9.94-11.97	85 47 140 *		85 30 320		V36-0372	B36-1524	V36-0373	B36-1529	S00-8055	S03-8056
VR6 ruote 5 fori	9.94-11.97	85 47 140 *		85 30 320		V36-4023	B36-1524	V36-4024	B36-1529	S00-8055	S03-8056
TDI 110cv ruote 4 fori	7.96-11.97	85 30 141	20 85 003 01 22 *			V36-0372	B36-1524	V36-0373	B36-1529	S00-8055	S03-8056
TDI 110cv ruote 5 fori	7.96-11.97	85 30 141	20 85 003 01 22 *			V36-4023	B36-1524	V36-4024	B36-1529	S00-8055	S03-8056
© = molla ant: per piattello appoggio molla superiore largo Ø int. 79mm * = molla ant: per piattello appoggio molla superiore stretto Ø int. 65mm											

Marca e Modello	anno costruzione	Pro-Kit fino a ca. -30 mm*	Eibach Sportline fino a ca. -50 mm**	Barre antirollio		Bilstein Sport (B6) per assetti standard		Bilstein Sprint (B8) per assetti ribassati fino a 50 mm		Kit Bilstein	
						Anteriore	Posteriore	Anteriore	Posteriore	PSS (B14) reg. in altezza...	PSS9 (B16) ...e taratura
Golf III° serie Variant (1H5)											
ammortizzatori anteriori monotubo:											
tutti modelli ruote 4 fori	10.93-8.94	85 43 140 ©				VE3-4395	B46-2047	VE3-4396	B46-2048		
tutti modelli ruote 5 fori	10.93-8.94	85 43 140 ©				VE3-4391	B46-2047	VE3-4392	B46-2048		
tutti mod. escl.TDI 110 cv ruote 4 fori	9.94-11.97	85 48 140 *				VE3-4395	B46-2047	VE3-4396	B46-2048		
tutti mod. escl.TDI 110 cv ruote 5 fori	9.94-11.97	85 48 140 *				VE3-4391	B46-2047	VE3-4392	B46-2048		
TDI 110cv ruote 4 fori	7.96-11.97	85 48 240				VE3-4395	B46-2047	VE3-4396	B46-2048		
TDI 110cv ruote 5 fori	7.96-11.97	85 48 240				VE3-4391	B46-2047	VE3-4392	B46-2048		
ammortizzatori anteriori bitubo:											
tutti modelli ruote 4 fori	10.93-8.94	85 43 140 ©				V36-0372	B46-2047	V36-0373	B46-2048		
tutti modelli ruote 5 fori	10.93-8.94	85 43 140 ©				V36-4023	B46-2047	V36-4024	B46-2048		
tutti mod. escl.TDI 110 cv ruote 4 fori	9.94-11.97	85 48 140 *				V36-0372	B46-2047	V36-0373	B46-2048		
tutti mod. escl.TDI 110 cv ruote 5 fori	9.94-11.97	85 48 140 *				V36-4023	B46-2047	V36-4024	B46-2048		
TDI 110cv ruote 4 fori	7.96-11.97	85 48 240				V36-0372	B46-2047	V36-0373	B46-2048		
TDI 110cv ruote 5 fori	7.96-11.97	85 48 240				V36-4023	B46-2047	V36-4024	B46-2048		
© = molla ant: per piattello appoggio molla superiore largo Ø int. 79mm * = molla ant: per piattello appoggio molla superiore stretto Ø int. 65mm											
Golf III° serie Cabrio (1E/1E7)											
ammortizzatori anteriori monotubo:											
tutti modelli incl.VR6											
ruote 4 fori	9.93-8.94	85 30 140 ©				VE3-4395	B36-1524	VE3-4396	B36-1529	S00-8055	S03-8056
tutti modelli incl.VR6											
ruote 5 fori	9.93-8.94	85 30 140 ©				VE3-4391	B36-1524	VE3-4392	B36-1529	S00-8055	S03-8056
tutti modelli incl.TDI e VR6											
escl. TDI 110cv - ruote 4 fori	9.94-11.97	85 50 140 *				VE3-4395	B36-1524	VE3-4396	B36-1529	S00-8055	S03-8056
tutti modelli incl.TDI e VR6											
escl. TDI 110cv - ruote 5 fori	9.94-11.97	85 50 140 *				VE3-4391	B36-1524	VE3-4392	B36-1529	S00-8055	S03-8056
tutti modelli TDI 110cv											
ruote 4 fori	9.94-11.97	85 50 240				VE3-4395	B36-1524	VE3-4396	B36-1529	S00-8055	S03-8056
tutti modelli TDI 110cv											
ruote 5 fori	9.94-11.97	85 50 240				VE3-4391	B36-1524	VE3-4392	B36-1529	S00-8055	S03-8056
ammortizzatori anteriori bitubo:											
tutti modelli incl.VR6											
ruote 4 fori	9.93-8.94	85 30 140 ©				V36-0372	B36-1524	V36-0373	B36-1529	S00-8055	S03-8056
tutti modelli incl.VR6											
ruote 5 fori	9.93-8.94	85 30 140 ©				V36-4023	B36-1524	V36-4024	B36-1529	S00-8055	S03-8056
tutti modelli incl.TDI e VR6											
escl. TDI 110cv - ruote 4 fori	9.94-11.97	85 50 140 *				V36-0372	B36-1524	V36-0373	B36-1529	S00-8055	S03-8056
tutti modelli incl.TDI e VR6											
escl. TDI 110cv - ruote 5 fori	9.94-11.97	85 50 140 *				V36-4023	B36-1524	V36-4024	B36-1529	S00-8055	S03-8056
tutti modelli TDI 110cv											
ruote 4 fori	9.94-11.97	85 50 240				V36-0372	B36-1524	V36-0373	B36-1529	S00-8055	S03-8056
tutti modelli TDI 110cv											
ruote 5 fori	9.94-11.97	85 50 240				V36-4023	B36-1524	V36-4024	B36-1529	S00-8055	S03-8056
© = molla ant: per piat. appoggio molla sup. largo Ø int. 79mm * = molla ant: per piat. appoggio molla sup. stretto Ø int. 65mm											

Marca e Modello	anno costruzione	Pro-Kit fino a ca. -30 mm*	Eibach Sportline fino a ca. -50 mm**	Barre antirollio		Bilstein Sport (B6) per assetti standard		Bilstein Sprint (B8) per assetti ribassati fino a 50 mm		Kit Bilstein	
						Anteriore	Posteriore	Anteriore	Posteriore	PSS (B14) reg. in altezza...	PSS9 (B16) ...e taratura
Golf IV® serie Berlina 2WD (1J1)											
1.4 - 1.6	8.97-10.03	85 60 140	20 85 001 01 22	15 40 320		VE3-4407	BE3-2623	VE3-4408	BE3-2624	HE5-8064	GM5-8065
1.8 - 2.0	8.97-10.03	85 61 140	20 85 001 01 22	15 40 320		VE3-4407	BE3-2623	VE3-4408	BE3-2624	HE5-8064	GM5-8065
1.8 T - 2.3 V5 150cv escl. cambio automatico	8.97-10.03	85 64 140	20 85 001 02 22	40 85 005 01 11		VE3-4407	BE3-2623	VE3-4408	BE3-2624	HE5-8064	GM5-8065
2.3V5 150cv incl. cambio automatico	8.97-10.03	10 85 001 14 22	20 85 001 02 22	40 85 005 01 11		VE3-4407	BE3-2623	VE3-4408	BE3-2624	HE5-8064	GM5-8065
2.3V5 170cv escl. cambio automatico	8.97-10.03	10 85 001 14 22	20 85 001 02 22	40 85 005 01 11		VE3-4407	BE3-2623	VE3-4408	BE3-2624	HE5-8064	GM5-8065
1.9TDI 68cv e 90cv escl. cambio automatico	8.97-10.03	85 61 140	20 85 001 01 22	40 85 005 01 11		VE3-4407	BE3-2623	VE3-4408	BE3-2624	HE5-8064	GM5-8065
1.9TDI 101, 110 e 115cv escl. cambio automatico	8.97-10.03	85 64 140	20 85 001 02 22	40 85 005 01 11		VE3-4407	BE3-2623	VE3-4408	BE3-2624	HE5-8064	GM5-8065
1.9TDI 90 e 110 incl. cambio automatico	8.97-10.03	85 64 140	20 85 001 02 22	40 85 005 01 11		VE3-4407	BE3-2623	VE3-4408	BE3-2624	HE5-8064	GM5-8065
1.9TDI 101 e 115cv incl. cambio automatico	8.97-10.03	10 85 001 14 22	20 85 001 02 22	40 85 005 01 11		VE3-4407	BE3-2623	VE3-4408	BE3-2624	HE5-8064	GM5-8065
TDI 130 e 150 cv escl. cambio automatico	2001-10.03	10 85 001 14 22	20 85 001 02 22	40 85 005 01 11		VE3-4407	BE3-2623	VE3-4408	BE3-2624	HE5-8064	GM5-8065
TDI 130 e 150 cv incl. cambio automatico	2001-10.03			40 85 005 01 11		VE3-4407	BE3-2623	VE3-4408	BE3-2624		GM5-8065
Golf IV® serie Berlina 4WD (1J1)											
1.4 - 1.6 - 1.8	4.98>	10 85 001 05 22				VE3-4707	BE5-6034	VE3-4708	BE5-6035	HE5-8041	GM5-8042
1.8T - 2.3 V5 - 2.8 V6	4.98>	85 91 140				VE3-4707	BE5-6034	VE3-4708	BE5-6035	HE5-8041	GM5-8042
1.9TDI 115/130cv	4.98>	85 91 140				VE3-4707	BE5-6034	VE3-4708	BE5-6035	HE5-8041	GM5-8042
3.2 R32	9.02>							VE3-4708	BE5-6035	HE5-8041	GM5-8042
Golf IV® serie Variant 2WD (1J5)											
1.4 - 1.6	4.99>	85 87 140		15 40 320		VE3-4407	BE3-6409	VE3-4408	BE3-6410	HE5-C320	GM5-C321
1.8 - 2.0	4.99>	85 88 140		15 40 320		VE3-4407	BE3-6409	VE3-4408	BE3-6410	HE5-C320	GM5-C321
1.8T - 2.3 V5 escl. cambio automatico	4.99>	85 89 140		40 85 005 01 11		VE3-4407	BE3-6409	VE3-4408	BE3-6410	HE5-C320	GM5-C321
2.3 V5 150cv incl. cambio automatico	4.99>	10 85 001 15 22		40 85 005 01 11		VE3-4407	BE3-6409	VE3-4408	BE3-6410	HE5-C320	GM5-C321
2.3 V5 170cv escl. cambio automatico	4.99>	10 85 001 15 22		40 85 005 01 11		VE3-4407	BE3-6409	VE3-4408	BE3-6410	HE5-C320	GM5-C321
1.9TDI 68 - 90 e 110cv escl. cambio automatico	4.99>	85 88 140		40 85 005 01 11		VE3-4407	BE3-6409	VE3-4408	BE3-6410	HE5-C320	GM5-C321
1.9TDI 90 e 110cv incl. cambio automatico	4.99>	85 89 140		40 85 005 01 11		VE3-4407	BE3-6409	VE3-4408	BE3-6410	HE5-C320	GM5-C321
1.9TDI 101 e 115cv escl. cambio automatico	4.99>	85 89 140		40 85 005 01 11		VE3-4407	BE3-6409	VE3-4408	BE3-6410	HE5-C320	GM5-C321
1.9TDI 101/115cv incl. cambio automatico	4.99>	10 85 001 15 22		40 85 005 01 11		VE3-4407	BE3-6409	VE3-4408	BE3-6410	HE5-C320	GM5-C321
1.9TDI 130 e 150cv escl. cambio automatico	2001>	10 85 001 15 22		40 85 005 01 11		VE3-4407	BE3-6409	VE3-4408	BE3-6410	HE5-C320	GM5-C321

Marca e Modello	anno costruzione	Pro-Kit fino a ca. -30 mm*	Eibach Sportline fino a ca. -50 mm**	Barre antirollio		Bilstein Sport (B6) per assetti standard		Bilstein Sprint (B8) per assetti ribassati fino a 50 mm		Kit Bilstein	
						Anteriore	Posteriore	Anteriore	Posteriore	PSS (B14) reg. in altezza...	PSS9 (B16) ...e taratura
Golf IV° serie Variant 4WD (1J5)											
1.4 - 1.6 - 1.8	4.98>					VE3-4707	BE5-6034	VE3-4708	BE5-6035		
1.8T - 2.3 V5 - 2.8 V6	4.98>					VE3-4707	BE5-6034	VE3-4708	BE5-6035		
1.9TDI 115/130cv	4.98>					VE3-4707	BE5-6034	VE3-4708	BE5-6035		
Golf IV° serie Cabrio (1E/1E7)											
tutti modelli (escl. TDI 100cv) ruote 4 fori	12.97>	85 50 140				VE3-4395	B36-1524	VE3-4396	B36-1529	S00-8055	S03-8056
tutti modelli (escl. TDI 100cv) ruote 5 fori	12.97>	85 50 140				VE3-4391	B36-1524	VE3-4392	B36-1529		S03-8056
TDI 101 - 110cv ruote 4 fori	12.97>	85 50 240				VE3-4395	B36-1524	VE3-4396	B36-1529	S00-8055	S03-8056
TDI 101 - 110cv ruote 5 fori	12.97>	85 50 240				VE3-4391	B36-1524	VE3-4392	B36-1529		S03-8056
Golf V° serie Berlina 2WD (1K)											
1.4 Ø amm. ant. 50mm	10.03>	10 85 014 05 22	20 85 014 01 22	40 85 014 01 11		VE3-B375	BE5-A818	VE3-B376	BE5-A820	HE5-B377	GM5-B379
1.4 Ø amm. ant. 55mm	10.03>	10 85 014 05 22	20 85 014 01 22	40 85 014 01 11		VE3-A817	BE5-A818	VE3-A819	BE5-A820	HE5-A795	GM5-A577
1.6 cambio man. Ø amm. ant. 50mm	10.03>	10 85 014 05 22	20 85 014 01 22	40 85 014 01 11		VE3-B375	BE5-A818	VE3-B376	BE5-A820	HE5-B377	GM5-B379
1.6 cambio man. Ø amm. ant. 55mm	10.03>	10 85 014 05 22	20 85 014 01 22	40 85 014 01 11		VE3-A817	BE5-A818	VE3-A819	BE5-A820	HE5-A795	GM5-A577
1.6 cambio aut. Ø amm. ant. 50mm	10.03>	10 85 014 06 22	20 85 014 01 22	40 85 014 01 11		VE3-B375	BE5-A818	VE3-B376	BE5-A820	HE5-B377	GM5-B379
1.6 cambio aut. Ø amm. ant. 55mm	10.03>	10 85 014 06 22	20 85 014 01 22	40 85 014 01 11		VE3-A817	BE5-A818	VE3-A819	BE5-A820	HE5-A795	GM5-A577
1.9 TDI cambio man. Ø amm. ant. 50mm	10.03>	10 85 014 06 22	20 85 014 02 22	40 85 014 01 11		VE3-B375	BE5-A818	VE3-B376	BE5-A820	HE5-B377	GM5-B379
1.9 TDI cambio man. Ø amm. ant. 55mm	10.03>	10 85 014 06 22	20 85 014 02 22	40 85 014 01 11		VE3-A817	BE5-A818	VE3-A819	BE5-A820	HE5-A795	GM5-A577
1.9 TDI DSG Ø amm. ant. 50mm	10.03>	10 85 014 07 22	20 85 014 02 22	40 85 014 01 11		VE3-B375	BE5-A818	VE3-B376	BE5-A820	HE5-B377	GM5-B379
1.9 TDI DSG Ø amm. ant. 55mm	10.03>	10 85 014 07 22	20 85 014 02 22	40 85 014 01 11		VE3-A817	BE5-A818	VE3-A819	BE5-A820	HE5-A795	GM5-A577
2.0 FSI - 2.0 T FSI GTI	10.03>	10 85 014 06 22	20 85 014 02 22	40 85 014 01 11		VE3-A817	BE5-A818	VE3-A819	BE5-A820	HE5-A795	GM5-A577
2.0 SDI - 2.0 TDI	10.03>	10 85 014 07 22	20 85 014 02 22	40 85 014 01 11		VE3-A817	BE5-A818	VE3-A819	BE5-A820	HE5-A795	GM5-A577
R32 3.2 V6	9.05>	10 85 014 13 22				VE3-A817	BE5-A818	VE3-A819	BE5-A820	HE5-A795	GM5-A577
Golf V° Plus 2WD (1K)											
1.4 Ø amm. ant. 50mm	1.05>	10 85 014 10 22	20 85 014 03 22	40 85 014 01 11		VE3-C363	BE5-C209	VE3-C364	BE5-C210		
1.4 Ø amm. ant. 55mm	1.05>	10 85 014 10 22	20 85 014 03 22	40 85 014 01 11		VE3-A528	BE5-C209	VE3-A530	BE5-C210		
1.6 cambio man. Ø amm. ant. 50mm	1.05>	10 85 014 10 22	20 85 014 03 22	40 85 014 01 11		VE3-C363	BE5-C209	VE3-C364	BE5-C210		
1.6 cambio man. Ø amm. ant. 55mm	1.05>	10 85 014 10 22	20 85 014 03 22	40 85 014 01 11		VE3-A528	BE5-C209	VE3-A530	BE5-C210		
1.6 cambio aut. Ø amm. ant. 50mm	1.05>	10 85 014 11 22	20 85 014 04 22	40 85 014 01 11		VE3-C363	BE5-C209	VE3-C364	BE5-C210		
1.6 cambio aut. Ø amm. ant. 55mm	1.05>	10 85 014 11 22	20 85 014 04 22	40 85 014 01 11		VE3-A528	BE5-C209	VE3-A530	BE5-C210		
1.9 TDI cambio man. Ø amm. ant. 50mm	1.05>	10 85 014 11 22	20 85 014 04 22	40 85 014 01 11		VE3-C363	BE5-C209	VE3-C364	BE5-C210		
1.9 TDI cambio man. Ø amm. ant. 55mm	1.05>	10 85 014 11 22	20 85 014 04 22	40 85 014 01 11		VE3-A528	BE5-C209	VE3-A530	BE5-C210		
1.9 TDI DSG Ø amm. ant. 50mm	1.05>	10 85 014 12 22	20 85 014 04 22	40 85 014 01 11		VE3-C363	BE5-C209	VE3-C364	BE5-C210		
1.9 TDI DSG Ø amm. ant. 55mm	1.05>	10 85 014 12 22	20 85 014 04 22	40 85 014 01 11		VE3-A528	BE5-C209	VE3-A530	BE5-C210		
2.0 SDI - 2.0 TDI	1.05>	10 85 014 12 22	20 85 014 04 22	40 85 014 01 11		VE3-A528	BE5-C209	VE3-A530	BE5-C210		
Golf V° serie Berlina 4WD (1K)											
amm. ant. 50mm	8.04>					VE3-B375	BE5-A818	VE3-B376	BE5-A820	HE5-B377	GM5-B379
amm. ant. 55mm	8.04>					VE3-A817	BE5-A818	VE3-A819	BE5-A820	HE5-A795	GM5-A577
Jetta I° serie (17)											
tutti modelli	9.79-7.83	85 01 140		85 01 320		P30-0137	B46-0837	V36-0215	B46-1514	HE5-8805	

Marca e Modello	anno costruzione	Pro-Kit fino a ca. -30 mm*	Eibach Sportline fino a ca. -50 mm**	Barre antirollio		Bilstein Sport (B6) per assetti standard AnteriorePosteriore		Bilstein Sprint (B8) per assetti ribassati fino a 50 mm AnteriorePosteriore		Kit Bilstein PSS (B14) reg. in altezza...PSS9 (B16) ...e taratura	
Bora Variant 2WD (1J6)											
1.4 - 1.6	10.98>	85 87 140		15 40 320		VE3-4407	BE3-6409	VE3-4408	BE3-6410	HE5-C320	GM5-C321
1.8 - 2.0	10.98>	85 88 140		15 40 320		VE3-4407	BE3-6409	VE3-4408	BE3-6410	HE5-C320	GM5-C321
1.8T - 2.3 V5 escl. cambio automatico	10.98>	85 89 140		40 85 005 01 11		VE3-4407	BE3-6409	VE3-4408	BE3-6410	HE5-C320	GM5-C321
2.3 V5 150cv incl. cambio automatico	10.98>	10 85 001 15 22		40 85 005 01 11		VE3-4407	BE3-6409	VE3-4408	BE3-6410	HE5-C320	GM5-C321
2.3 V5 170cv escl. cambio automatico	10.98>	10 85 001 15 22		40 85 005 01 11		VE3-4407	BE3-6409	VE3-4408	BE3-6410	HE5-C320	GM5-C321
1.9TDI 68 - 90 e 110cv escl. cambio automatico	10.98>	85 88 140		40 85 005 01 11		VE3-4407	BE3-6409	VE3-4408	BE3-6410	HE5-C320	GM5-C321
1.9TDI 90 e 110cv incl cambio automatico	10.98>	85 89 140		40 85 005 01 11		VE3-4407	BE3-6409	VE3-4408	BE3-6410	HE5-C320	GM5-C321
1.9TDI 101 e 115cv escl. cambio automatico	10.98>	85 89 140		40 85 005 01 11		VE3-4407	BE3-6409	VE3-4408	BE3-6410	HE5-C320	GM5-C321
1.9TDI 101/115cv incl. cambio automatico	10.98>	10 85 001 15 22		40 85 005 01 11		VE3-4407	BE3-6409	VE3-4408	BE3-6410	HE5-C320	GM5-C321
1.9TDI 130 e 150cv escl. cambio automatico	10.98>	10 85 001 15 22		40 85 005 01 11		VE3-4407	BE3-6409	VE3-4408	BE3-6410	HE5-C320	GM5-C321
Bora Variant 4WD (1J6)											
1.4 - 1.6 - 1.8 - 1.9TDI 90cv	4.98>					VE3-4707	BE5-6034	VE3-4708	BE5-6035		
1.8T - 2.3 V5 - 2.8 V6	4.98>					VE3-4707	BE5-6034	VE3-4708	BE5-6035		
1.9TDI 110/115cv	4.98>					VE3-4707	BE5-6034	VE3-4708	BE5-6035		
Passat Berlina (2 ruote motrici) mod. 35I											
tutti modelli 4 cil. mod. 35I	81-5.88					P30-3005	B36-0030				
tutti modelli 5 cil. mod. 35I	81-5.88					P30-3005	B36-0030				
tutti modelli mod. 35I escl. 16V	5.88-8.92	85 11 140				V36-0406 #	B36-1597	VN3-4308 #	BE3-2601		
16V mod. 35I	89-8.92					V36-0406 #	B36-1597	VN3-4308 #	BE3-2601		
tutti modelli 4 cil. mod. 35I	9.92-9.93	85 37 140				V36-4058 #	B36-1597	VN3-4309 #	BE3-2601		
VR6 - G60 mod. 35I dal tel. 31ME320489	6.91-9.93	85 38 140				V36-4058 #	B36-1597	VN3-4309 #	BE3-2601		
tutti modelli mod. 35I escl. Diesel e VR6	10.93-9.96	85 41 140				V36-4058 #	B36-1597	VN3-4309 #	BE3-2601		
tutti modelli Diesel mod. 35I	10.93-9.96	85 45 140				V36-4058 #	B36-1597	VN3-4309 #	BE3-2601		
						# = vedi figura					
Passat Berlina (2 ruote motrici) mod. 3B2 / 3B3											
1.6 - 1.8 mod. 3B2 escl. cond.	10.96-10.00	85 53 140		15 31 310		B36-2079 ©	BE3-2532	B36-2081 ©+*	BE3-2533	HE5-8824	GM5-8874
1.8T mod. 3B2 escl. cond.	10.96-10.00	85 53 140		15 31 310		B36-2079 ©	BE3-2532	B36-2081M1 ©	BE3-2533	HE5-8824	GM5-8874
1.6 - 1.8 - 1.9TDI mod. 3B2 incl. cond.	10.96-10.00	85 54 140		15 31 310		B36-2079 ©	BE3-2532	B36-2081 ©+*	BE3-2533	HE5-8824	GM5-8874
1.8T mod. 3B2 incl. cond.	10.96-10.00	85 54 140		15 31 310		B36-2079 ©	BE3-2532	B36-2081M1 ©	BE3-2533	HE5-8824	GM5-8874
2.5 TDI mod. 3B2	1.99-10.00	85 84 140		15 31 310		B36-2079 ©	BE3-2532	B36-2081M1 ©	BE3-2533	HE5-8824	GM5-8874
1.6 e 2.0 (incl. c.a.) - 1.8T (escl. c.a.) mod. 3B3	11.00-3.05	10 85 002 05 22		15 31 310		BE5-6512	BE5-6542	BE5-6513	BE5-6543	HE5-8824	GM5-8874
1.8T (con c.a.)- 2.3 - 2.8 (escl. c.a.) mod. 3B3	11.00-3.05	10 85 002 06 22		15 31 310		BE5-6512	BE5-6542	BE5-6513	BE5-6543	HE5-8824	GM5-8874
1.9TDI mod. 3B3	11.00-3.05	10 85 002 06 22		15 31 310		BE5-6512	BE5-6542	BE5-6513	BE5-6543	HE5-8824	GM5-8874
2.3 - 2.8 (con c.a.) - 2.5TDI mod. 3B3	11.00-3.05	10 85 002 07 22		15 31 310		BE5-6512	BE5-6542	BE5-6513	BE5-6543	HE5-8824	GM5-8874
© = utilizzare il piattello appoggio molla originale * = disponibile anche in versione rinforzata											

Marca e Modello	anno costruzione	Pro-Kit fino a ca. -30 mm*	Eibach Sportline fino a ca. -50 mm**	Barre antirollio		Bilstein Sport (B6) per assetti standard		Bilstein Sprint (B8) per assetti ribassati fino a 50 mm		Kit Bilstein	
						Anteriore	Posteriore	Anteriore	Posteriore	PSS (B14) reg. in altezza...	PSS9 (B16) ...e taratura
Passat Berlina (2 ruote motrici) mod. 3C Ø amm. ant. 55mm											
1.6 - 2.0 FSI (con cambio manuale)	3.05>	10 85 016 01 22		40 85 014 01 11		VE3-C207	BE5-C209	VE3-C208	BE5-C210	HE5-A795	GM5-A577
2.0 FSI (con cambio autom.)	3.05>	10 85 016 02 22		40 85 014 01 11		VE3-C207	BE5-C209	VE3-C208	BE5-C210	HE5-A795	GM5-A577
1.9 TDI - 2.0 TDI	3.05>	10 85 016 02 22		40 85 014 01 11		VE3-C207	BE5-C209	VE3-C208	BE5-C210	HE5-A795	GM5-A577
Passat Berlina (4 ruote motrici)											
tutti modelli 4 cil. mod. 3B2 escl. D e 1.8T	12.96-11.00	85 82 140		15 31 310		B36-2079 ©	BE5-6509	B36-2081 ©+*	BE5-6511	HE5-8826	GM5-8868
1.8T mod. 3B2	12.96-11.00	85 82 140		15 31 310		B36-2079 ©	BE5-6509	B36-2081M1 ©	BE5-6511	HE5-8826	GM5-8868
tutti modelli 6 cil. e 1.9TDI mod. 3B2	12.96-11.00	85 83 140		15 31 310		B36-2079 ©	BE5-6509	B36-2081 ©+*	BE5-6511	HE5-8827	GM5-8868
2.5 TDI mod. 3B2	99-11.00	10 85 002 01 22		15 31 310		B36-2079 ©	BE5-6509	B36-2081M1 ©	BE5-6511	HE5-8827	GM5-8868
tutti modelli 4 cil. Benzina mod. 3B3	11.00-3.05	85 82 140		15 31 310		BE5-6512	BE5-6509	BE5-6513	BE5-6511	HE5-8826	GM5-8868
tutti modelli 6 cil. e 1.9 TDI mod. 3B3	11.00-3.05	85 83 140		15 31 310		BE5-6512	BE5-6509	BE5-6513	BE5-6511	HE5-8827	GM5-8868
2.5TDI mod. 3B3	11.00-3.05	10 85 002 01 22		15 31 310		BE5-6512	BE5-6509	BE5-6513	BE5-6511	HE5-8827	GM5-8868
W8 mod. 3B3						BE5-6953	BE5-6954	BE5-6955	BE5-6956		GM5-8868
						© = utilizzare il piattello appoggio molla originale * = disponibile anche in versione rinforzata					
Passat Variant (2 ruote motrici) mod. 35I											
tutti modelli 4 cil.	83-5.88					P30-3005	B36-0030				
tutti modelli 6 cil.	83-5.88					P30-3005	B36-0030				
tutti modelli mod. 35I escl. 16V	5.88-8.92					V36-0406 #	B36-1597	VN3-4308 #	BE3-2601		
16V - 2.0 GT mod. 35I	89-8.92					V36-0406 #	B36-1597	VN3-4308 #	BE3-2601		
tutti modelli 4 cil. mod. 35I	9.92-9.93	85 36 140				V36-4058 #	B36-1597	VN3-4309 #	BE3-2601		
VR6 - G60 mod. 35I dal tel. 31ME320489	6.91-9.93					V36-4058 #	B36-1597	VN3-4309 #	BE3-2601		
tutti modelli mod. 35I escl. Diesel e VR6	10.93-9.97	85 42 140				V36-4058 #	B36-1597	VN3-4309 #	BE3-2601		
tutti modelli Diesel e VR6 mod. 35I	10.93-9.97	85 45 140				V36-4058 #	B36-1597	VN3-4309 #	BE3-2601		
						# = vedi figura					
Passat Variant (2 ruote motrici) mod. 3B5 / 3B6											
1.6 - 1.8 - 1.9TDI mod. 3B5 escl. cond.	10.97-10.00	85 56 140		15 31 310		B36-2079 ©	BE3-2532	B36-2081 ©+*	BE3-2533	HE5-8825	GM5-8874
1.6 - 1.8 - 1.9TDI mod. 3B5 incl. cond.	10.97-10.00	85 57 140		15 31 310		B36-2079 ©	BE3-2532	B36-2081 ©+*	BE3-2533	HE5-8825	GM5-8874
1.8T mod. 3B5 escl. cond.	10.97-10.00	85 56 140		15 31 310		B36-2079 ©	BE3-2532	B36-2081M1 ©	BE3-2533	HE5-8825	GM5-8874
1.8T mod. 3B5 incl. cond.	10.97-10.00	85 57 140		15 31 310		B36-2079 ©	BE3-2532	B36-2081M1 ©	BE3-2533	HE5-8825	GM5-8874
TDI 110 e 115cv - VR5 mod. 3B5	10.97-10.00	85 57 140		15 31 310		B36-2079 ©	BE3-2532	B36-2081 ©+*	BE3-2533	HE5-8825	GM5-887
2.5 TDI mod. 3B5	1.99-10.00	85 85 140		15 31 310		B36-2079 ©	BE3-2532	B36-2081M1 ©	BE3-2533	HE5-8825	GM5-8874
1.6 - 2.0 - 1.8T (escl. c.a.) mod. 3B6	11.00-9.05	10 85 002 08 22		15 31 310		BE5-6512	BE5-6544	BE5-6513	BE5-6545	HE5-8825	GM5-8874
1.8T con c.a. mod. 3B6	11.00-9.05	10 85 002 09 22		15 31 310		BE5-6512	BE5-6544	BE5-6513	BE5-6545	HE5-8825	GM5-8874
2.3 - 2.8 (escl. c.a.) mod. 3B6	11.00-9.05	10 85 002 09 22		15 31 310		BE5-6512	BE5-6544	BE5-6513	BE5-6545	HE5-8825	GM5-8874
1.9TDI mod. 3B6	11.00-9.05	10 85 002 09 22		15 31 310		BE5-6512	BE5-6544	BE5-6513	BE5-6545	HE5-8825	GM5-8874
2.3 - 2.8 (con c.a.) - 2.5TDI mod. 3B6	11.00-9.05	10 85 002 10 22		15 31 310		BE5-6512	BE5-6544	BE5-6513	BE5-6545	HE5-8825	GM5-8874
						© = utilizzare il piattello appoggio molla originale * = disponibile anche in versione rinforzata					

Marca e Modello	anno costruzione	Pro-Kit fino a ca. -30 mm*	Eibach Sportline fino a ca. -50 mm**	Barre antirollio		Bilstein Sport (B6) per assetti standard		Bilstein Sprint (B8) per assetti ribassati fino a 50 mm		Kit Bilstein	
						Anteriore	Posteriore	Anteriore	Posteriore	PSS (B14) reg. in altezza...	PSS9 (B16) ...e taratura
VOLVO											
850											
Berlina tutti modelli escl. autoliv.	92>	84 18 140				V36-4015	B36-1640				
SW incl. T5 escl. TD e autoliv.	92>	84 10 140				V36-4015	B36-1640				
T5R escl. TD e autoliv.	92>	84 10 140				V36-4015	B36-1640				
940/960											
940 - 960 tutti modelli asse posteriore rigido	90-94					P36-0292	B36-1274				
940 - 960 tutti modelli asse posteriore indipendente	90-94					P36-0292	B46-1662				
S40											
tutti modelli escl. T4 e autoliv.	4.96-8.99	84 15 140									
2.4i - 2.4 - T5 - 2.0D	4.04>	10 84 006 07 22				VE3-B073sx/B074dx	BE5-B382	VE3-B076sx/B077dx	BE5-B383	HE5-C122	GM5-C126
V40											
tutti modelli escl. T4 e autoliv.	4.96-8.99	84 15 140									
tutti modelli fino al tel. 600.067 mod. c. peso ant. fino 920kg	9.99-05.00	10 84 002 01 22 ©									
tutti modelli dal tel. 600.068 escl. T4 e autoliv.	5.00>	10 84 002 02 22									
T4	7.00>	10 84 002 03 22									
© = escl. T4											
V50											
2.4i - 2.4 - T5 - 1.6D - 1.8D - 2.0D	4.04>	10 84 006 07 22				VE3-B073sx/B074dx	BE5-B382	VE3-B076sx/B077dx	BE5-B383	HE5-C122	GM5-C126
S60											
tutti mod. Benz. escl. 4WD e autoliv.	11.00>	10 84 004 01 22				VE3-5221	BE5-6793	VE3-5222	BE5-6794		
tutti mod. Diesel escl. 4WD e autoliv.	11.00>	10 84 004 02 22				VE3-5221	BE5-6793	VE3-5222	BE5-6794		
S60 AWD											
2.4 T escl. autoliv.	11.01-3.03	10 84 004 05 22									
2.4 D5 - 2.5 TDI escl. autoliv.	11.01-3.03	10 84 004 06 22									
2.4 T - R 2.5 T - 2.4 D5 2.5TDI escl. autoliv.	3.03>	10 84 004 08 22									
S70											
tutti modelli escl. autoliv.	97-00	84 18 140				V36-4015	B36-1640				
V70											
tutti modelli escl. 4WD e autoliv.	97-2.00	84 10 140				V36-4015	B36-1640				
tutti mod. Benz. escl. autoliv. e 4WD	3.00>	10 84 003 01 22 ©				VE3-5221	BE5-6793	VE3-5222	BE5-6794		
tutti mod. Diesel escl. autoliv. e 4WD	3.00>	10 84 003 02 22 ©				VE3-5221	BE5-6793	VE3-5222	BE5-6794		
© = escl. T5											

Marca e Modello	anno costruzione	Pro-Kit fino a ca. -30 mm*	Eibach Sportline fino a ca. -50 mm**	Barre antirollio		Bilstein Sport (B6) per assetti standard AnteriorePosteriore	Bilstein Sprint (B8) per assetti ribassati fino a 50 mm AnteriorePosteriore	Kit Bilstein PSS (B14) reg. in altezza...PSS9 (B16) ...e taratura
V70 AWD								
2.4 T escl. autoliv.	9.01-3.03	10 84 003 03 22						
2.4 D5 - 2.5 TDI escl. autoliv.	9.01-3.03	10 84 003 04 22						
2.4 T - R 2.5 T - 2.4 D5 2.5TDI escl. autoliv.	3.03>	10 84 003 05 22						
C70								
tutti modelli incl. Cabrio	2.98>	84 20 140				V36-4015B36-1640		
S80								
tutti modelli incl. D5	10.98>	84 21 140				VE3-5221BE5-6793	VE3-5222BE5-6794	
XC 70								
2.5T - 2.5D5	6.03>	10 84 008 01 22						
XC 90								
2.5T - 3.0T6 - 4.4 V8 - 2.4 D5	10.02>	10 84 007 01 22						