




25 - Emissions Control / Evaporative Emissions / TUBE, Crankcase Breather / Removal and Installation**CRANKCASE BREATHER TUBE****REMOVAL**

1. Remove the engine cover ([Refer to 09 - Engine/COVER, Engine/Removal and Installation](#)).

2. Disconnect the crankcase breather tube quick coupling (1).



3. Disconnect the quick coupling (1a) and remove the crankcase breather tube (1b).



INSTALLATION

1. Install the crankcase breather tube and connect the quick couplings.
2. Installation the engine cover [\(Refer to 09 - Engine/COVER, Engine/Removal and Installation\)](#).